

Harrison Community Hospital

2016 Community Health Needs Assessment

Implementation Plan

Identified Need	Plan	Implementation
Cancer	To promote education of services that are available to people suffering from Cancer in Harrison County	<ul style="list-style-type: none"> *Provide resources and support to those residents of Harrison County. *"Blues for a Cure" to raise monies for those Harrison County cancer patients needing financial assistance. *Work in conjunction with area Hospice agencies when necessary for information and referrals.
Drug Abuse	To reduce substance abuse and alcohol consumption and to protect the health, safety and quality of life for all.	<ul style="list-style-type: none"> *Work in conjunction with Harrison Hills School District on the Safe School/Healthy Student initiative in promoting drug free lifestyles. *Work in conjunction with Crossroads Counseling Center for drug abuse counseling. *Refer to brooktree Health Services as necessary *WIC- Screens pregnant moms for alcohol use. Provide information on interventions for those in need. *Townhall meeting for Harrison County Residents discussing the drug problems and ways to combat it. *Make available in house assessments in the Emergency Dept for Drug/Alcohol abuse patients as needed. *Make available a resource guide of available services to families
Overweight/ Obesity	To promote health and reduce chronic disease risk through the consumption of healthy diets and to promote healthy weight loss and maintenance	<ul style="list-style-type: none"> *Work in conjunction with Harrison Hills School District on the Safe School/Healthy Student initiative in promoting healthy lifestyles. *WIC-Continues to promote healthy eating. *Take a collaborative approach by having a safe community/ healthy community event within the community. *Provide monthly Healthy Lifestyle workshops *Make available a resource guide of available services to families.



HARRISON COMMUNITY HOSPITAL

COMMUNITY HEALTH NEEDS ASSESSMENT 2016



Community Health Needs Assessment:

Between August and November 2016, a Community Health Needs Assessment (CHNA) was conducted by Harrison Community Hospital for approximately 15,450 residents in their designated service area. This service area includes the entire county of Harrison County in Ohio.

Harrison Community Hospital operates a 25 bed critical access hospital in the town of Cadiz, Ohio. Harrison Community Hospital provides a wide range of quality services in this rural service area.

The assessment process was led by Harrison Community Hospital.

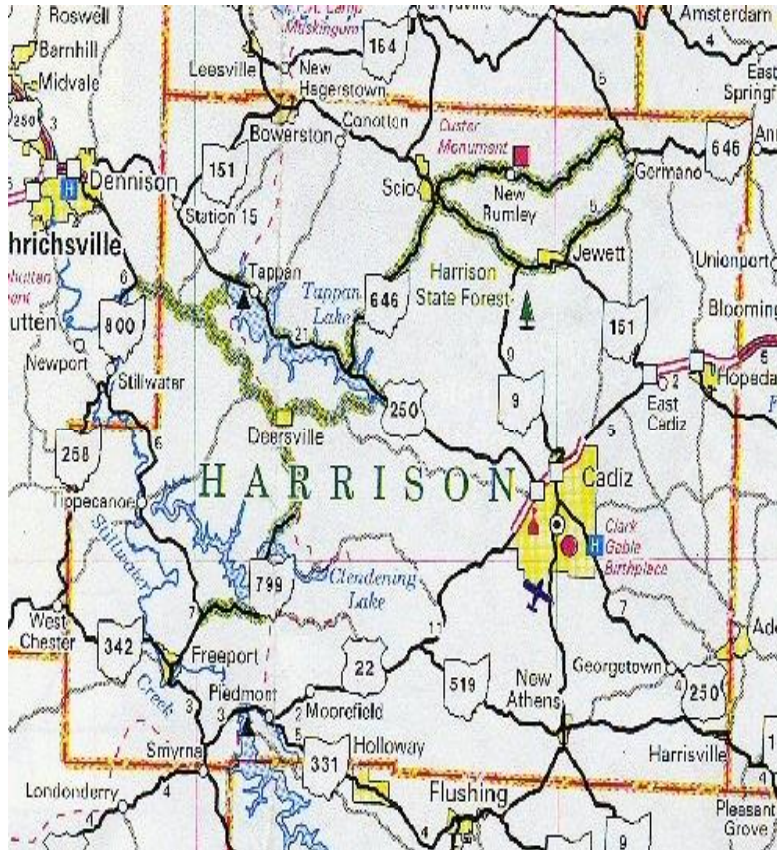
To ensure input from persons with a broad knowledge of the community, an Advisory Committee was established with individuals who had special knowledge or expertise in public health. Personal invitations were sent to individuals representing various community, business and educational groups throughout Harrison County.

An initial meeting with the Advisory Committee on July 26, 2016 began with a discussion of the role of the Advisory Committee in assisting in the process and a review of the Internal Revenue Service Requirements for non-profit hospitals.

The Advisory Committee discussed the community served. Upon review of the zip codes that utilize Harrison Community Hospital, it was determined that the whole county is the community served. However, there are 4 main zip code areas that seem to encompass the most of the population that is served by Harrison Community Hospital.

Those zip codes include Cadiz 43907, Hopedale 43976, Jewett 43986 and Scio 43988.

Harrison Community Hospital is the only Hospital within the community. There are 3 licensed nursing facilities within the community, those being the Carriage Inn of Cadiz, Gables Care Center and Sunnyslope Nursing Home. In Freeport, Ohio there is a clinic that provides healthcare to Harrison County residents.



Defining the Community

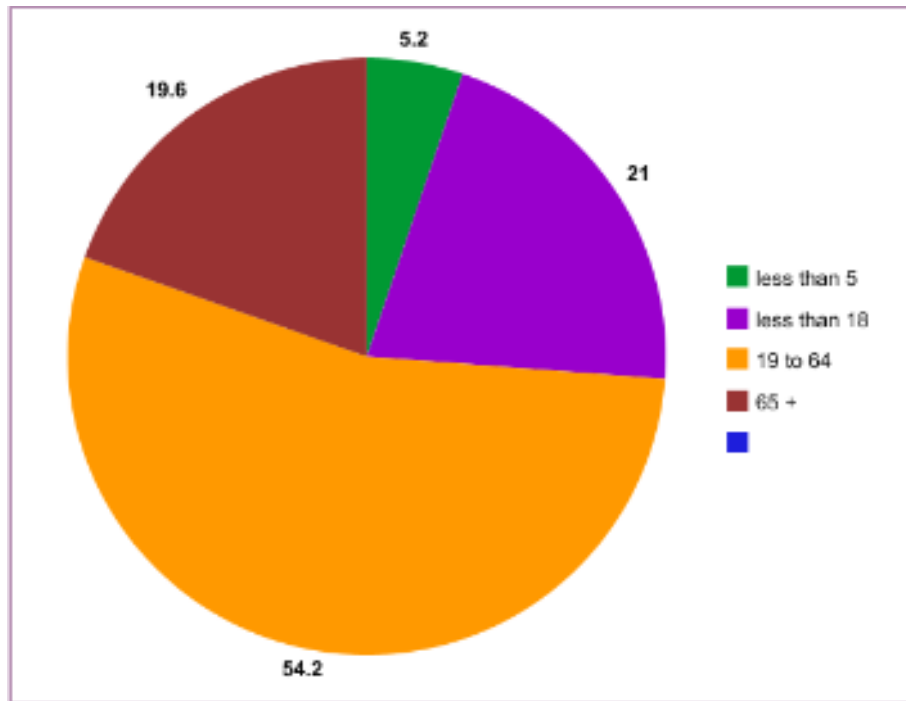
Harrison County

Population -	15,450 (2015 est.)
Jewett – 43986 -	671 – 100% Rural
Scio – 43988 -	742 – 100% Rural
Cadiz – 43907 -	3,271 – 75.3% Urban – 24.7% Rural
Hopedale – 43976 -	927 – 100 % Rural

Community Description

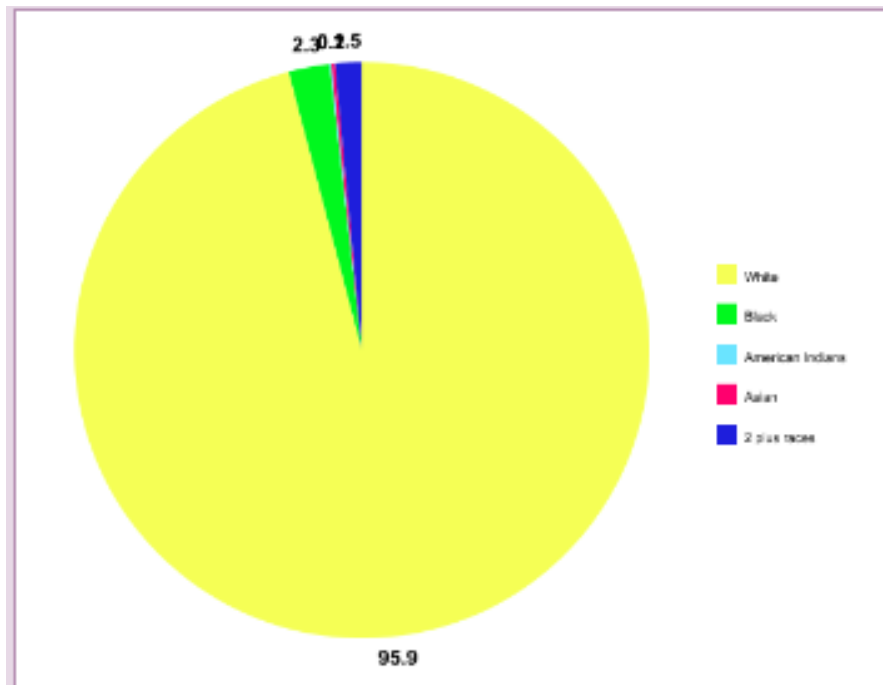
Harrison Community Hospital services primarily the Harrison County area in a whole. Harrison County is predominantly a rural area. The 2015 census estimates a total of 15,450 people live in Harrison County. There are approximately 6,333 households within the county. The population is broken down persons under 5 years equaling 5.2 %; Persons under 18 years of age equaling 21 %; Persons 65 years and over equaling 19.6%; leaving 54.2% persons 18-64 years of age. Land area in square miles (2010) 402.34.

Population By Age



Race by population

White Persons -	95.9 %
Black Persons -	2.3 %
American Indian -	0.1 %
Asian Persons -	0.2 %
<u>Persons with 2/+ races -</u>	<u>1.5 %</u>
100 %	



Household Income

Median Household Income

Harrison County - \$42,600 (2016)
Persons in Poverty - 16.9 %

Ohio -\$49,300 (2016)
14.8%

Unemployment Rate

Harrison County - 6.3 % August, 2016

Ohio - 4.7 August, 2016

National and State Health Care Trends and Rankings

- County Health Rankings and Roadmaps
(www.countyhealthrankings.org)

The review included analysis of health trends and comparisons within the county in comparison to other counties in Ohio.

The areas in which our Counties numbers are higher than the states, which are indicative of health outcomes or health outcome factors:

	<u>Harrison</u>	<u>Ohio</u>
• Poor or fair Health	17 %	17%
• Low birth weight	8 %	9 %
• Adult Obesity	29 %	30 %
• Physical Inactivity	29 %	26 %
• MVA death rate	19	10
• Teen Birth Rate	45	34
• Uninsured	14 %	13%
• Children in poverty	26 %	23 %

OHIO CAUSES OF DEATH BY AGE AND GENDER

CAUSE OF DEATH RANKING	All Ages		0 - 14		15 - 24		25 - 34		35 - 44		45 - 54		55 - 64		65 - 74		75 +	
	Rnk	Deaths	Rnk	Deaths	Rnk	Deaths	Rnk	Deaths	Rnk	Deaths	Rnk	Deaths	Rnk	Deaths	Rnk	Deaths	Rnk	Deaths
CORONARY HEART DISEASE	1	16,144	11	0	12	0	6	45	3	201	1	895	1	2,146	1	2,966	1	9,891
LUNG CANCERS	2	7,154	12	0	13	0	29	0	13	58	3	538	2	1,543	2	2,274	5	2,741
LUNG DISEASE	3	6,619	13	0	14	0	30	0	29	16	8	227	3	838	3	1,668	3	3,870
STROKE	4	5,775	14	0	15	0	11	20	12	61	12	175	6	484	5	879	2	4,156
ALZHEIMERS	5	4,081	15	0	16	0	31	0	41	0	48	0	38	40	21	205	4	3,836
DIABETES MELLITUS	6	3,628	16	0	17	0	8	27	5	97	6	275	4	638	4	894	7	1,697
HYPERTENSION	7	3,145	17	0	18	0	9	26	6	94	7	253	8	449	9	415	6	1,908
POISONINGS	8	2,634	18	0	1	218	1	671	1	656	2	636	9	381	36	58	48	14
INFLUENZA & PNEUMONIA	9	2,434	9	13	11	0	12	18	19	29	15	120	17	225	13	358	8	1,671
COLON-RECTUM CANCERS	10	2,284	19	0	19	0	22	10	15	51	9	201	7	471	6	506	10	1,045

www.worldlifeexpectancy.com
www.worldlifeexpectancy.com

Conducting the Assessment

The review and approval of a Community Health Needs Assessment survey was completed.

Survey Monkey was utilized with links placed in the following locations:

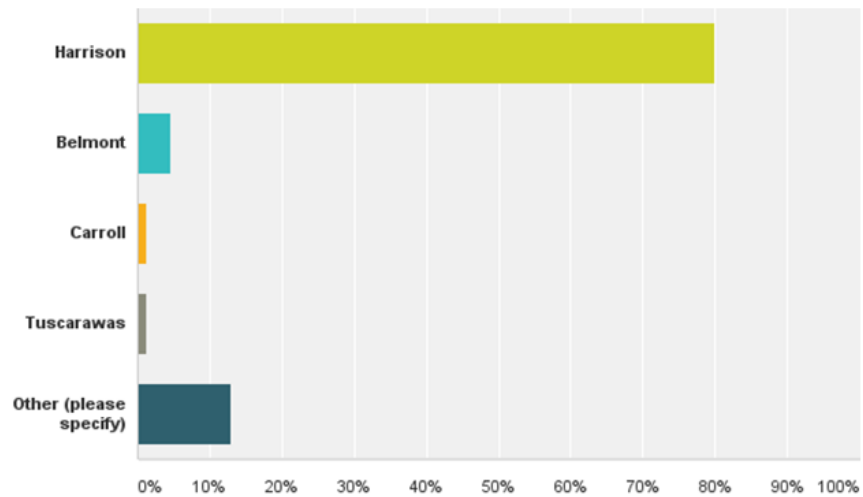
- Face book
- harrisoncommunityhospital.com
- Emailed to all Harrison Hills School District 11th and 12th graders.
- Harrison New Herald
- Harrison County Health Department
- Harrison County Early Childhood Coordinating Committee

240 surveys were returned.

The following is the results of the CHNA.

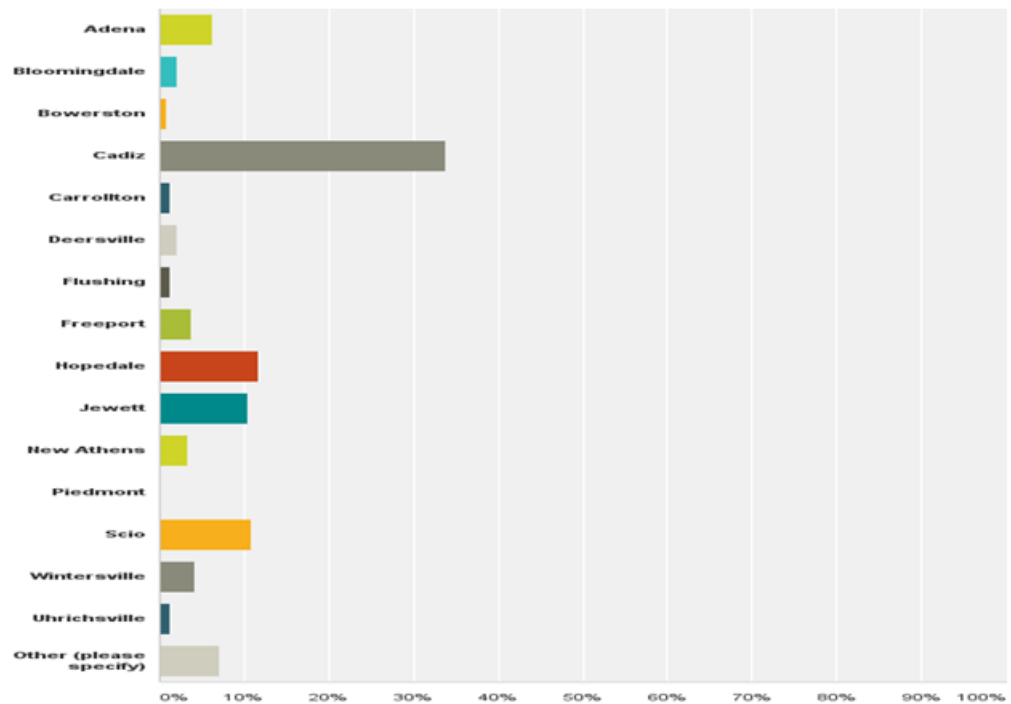
Q1: Which county do you currently reside?

Answered: 239 Skipped: 1



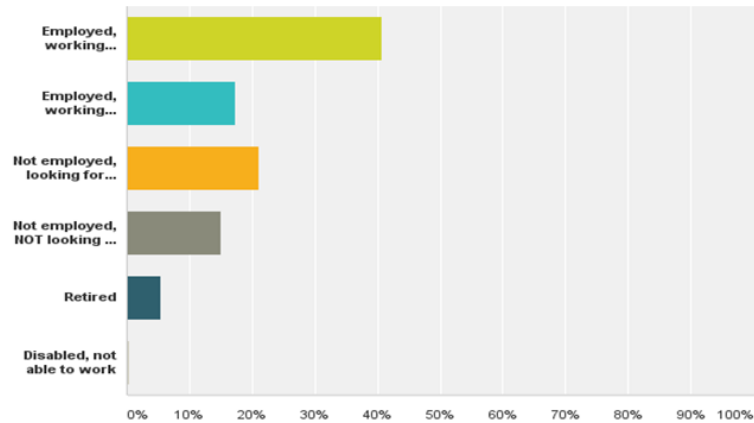
Q2: What is the closest town to your address?

Answered: 240 Skipped: 0



Q3: Which of the following categories best describes your employment status?

Answered: 238 Skipped: 2



Q4: What is your age?

Answered: 239 Skipped: 1

Answer Choices	Responses	
18 to 24	13.81%	33
25 to 34	8.79%	21
35 to 44	10.88%	26
45 to 54	10.88%	26
55 to 64	16.32%	39
65 to 74	4.60%	11
75 or older	1.26%	3
Other (please specify)	33.47%	80
Total		239

Q5: What is your gender?

Answered: 240 Skipped: 0

Answer Choices	Responses
Female	69.58% 167
Male	30.42% 73
Total	240

Q6: Which race/ethnicity best describes you? (Please choose only one.)

Answered: 239 Skipped: 1

Answer Choices	Responses
American Indian or Alaskan Native	1.26% 3
Asian / Pacific Islander	0.00% 0
Black or African American	2.09% 5
Hispanic	0.42% 1
White / Caucasian	94.14% 225
Multiple ethnicity / Other (please specify)	2.09% 5
Total	239

Q7: What is the highest level of education you have completed?

Answered: 227 Skipped: 13

Answer Choices	Responses
Did not attend school	0.44% 1
Did not graduate high school	30.40% 69
Graduated from high school	22.03% 50
Certificate or Trade School	4.85% 11
Some college	10.13% 23
Associates degree	18.50% 42
Bachelors degree	8.37% 19
Graduate degree or above	5.29% 12
Student	0.00% 0
Total	227

Q8: What is your yearly household income?

Answered: 217 Skipped: 23

Answer Choices	Responses	
ZERO - less than \$20,000	15.67%	34
\$20,000 to \$34,999	21.20%	46
\$35,000 to \$49,999	17.05%	37
\$50,000 to \$74,999	20.74%	45
\$75,000 to \$99,999	12.44%	27
\$100,000 to \$149,999	11.06%	24
\$150,000 to \$199,999	2.30%	5
\$200,000 or more	1.38%	3
Other (please specify)	0.00%	0
Total Respondents: 217		

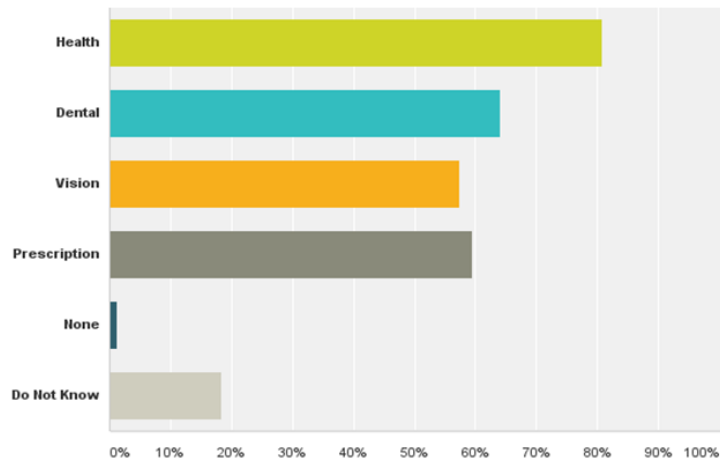
Q10: Are you a veteran?

Answered: 236 Skipped: 4

Answer Choices	Responses	
Yes	2.54%	6
No	97.46%	230
Total		236

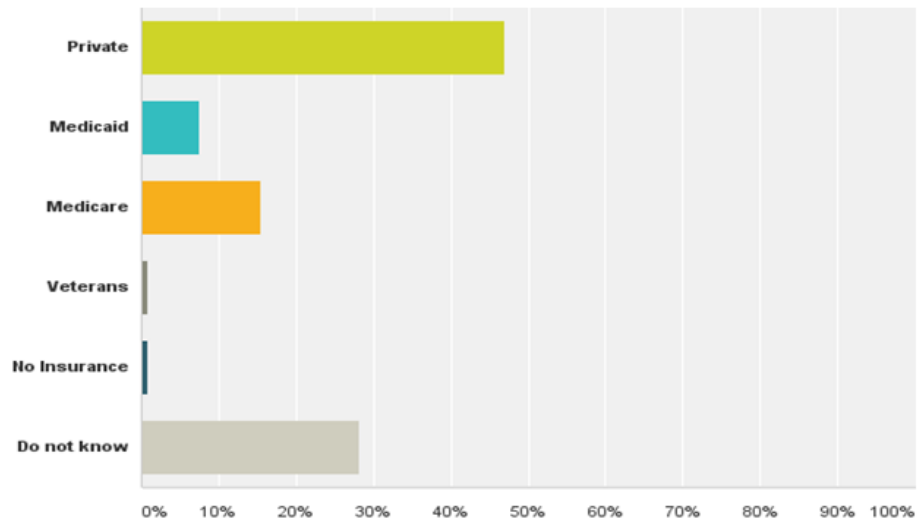
Q11: What kind of insurance coverage do you have? (Check all that apply)

Answered: 239 Skipped: 1



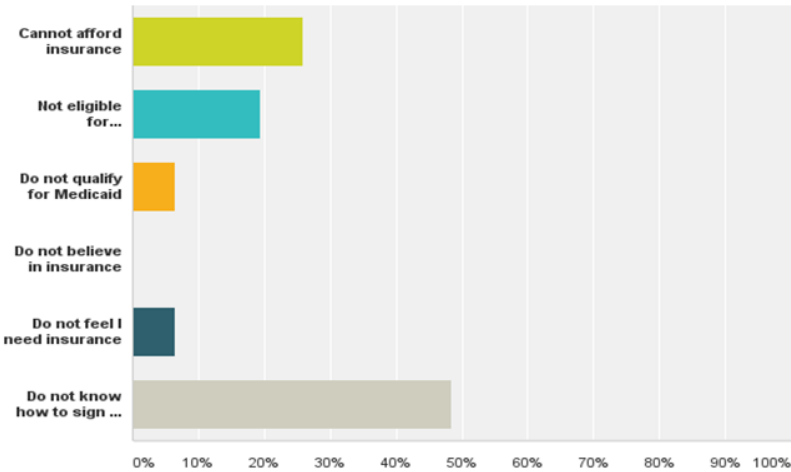
Q12: What type of insurance do you currently have?

Answered: 238 Skipped: 2



Q13: If you do not have health insurance why?(Check all that apply)

Answered: 31 Skipped: 209



Q14: In general, how would you rate your overall health?

Answered: 239 Skipped: 1

Answer Choices	Responses	
Excellent	14.64%	35
Very good	43.51%	104
Good	33.89%	81
Fair	6.69%	16
Poor	1.26%	3
Total		239

Q15: When is the last time that you saw a doctor?

Answered: 234 Skipped: 6

Answer Choices	Responses	
Less than 6 months ago	70.51%	165
6 months ago to less than 1 year ago	17.95%	42
1 year ago to less than 2 years ago	7.26%	17
2 years ago to less than 3 years ago	2.56%	6
3 or more years ago	1.71%	4
Total		234

Q16: When was your last emergency room visit?

Answered: 238 Skipped: 2

Answer Choices	Responses	
Within the last 6 months	20.59%	49
Within the last 6-12 months	15.55%	37
Within 12-24 months	19.33%	46
Within 2-5 years	20.59%	49
Over 5 years	23.95%	57
Total		238

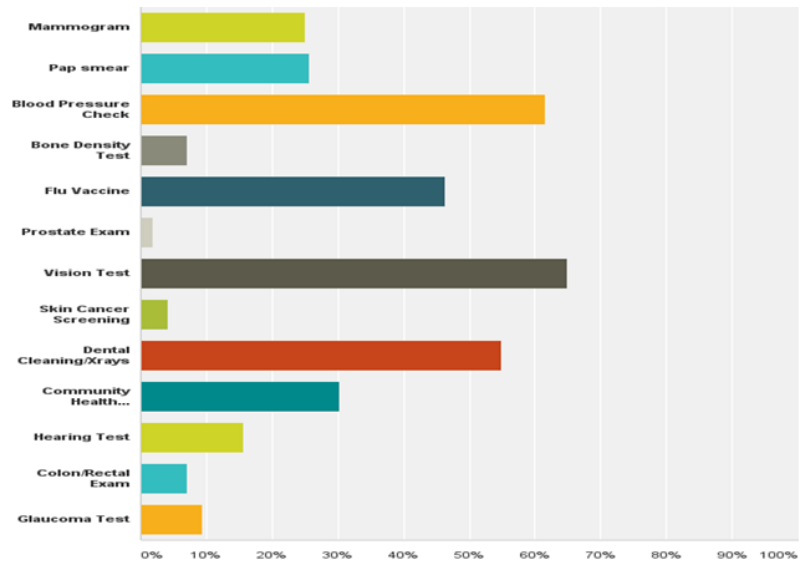
Q17: How many times have you used the emergency room within the past 12 months?

Answered: 240 Skipped: 0

Answer Choices	Responses	
None	56.25%	135
1-2	40.42%	97
3-5	2.92%	7
More than 5 times	0.00%	0
I use the emergency room as my primary medical care	0.42%	1
Total		240

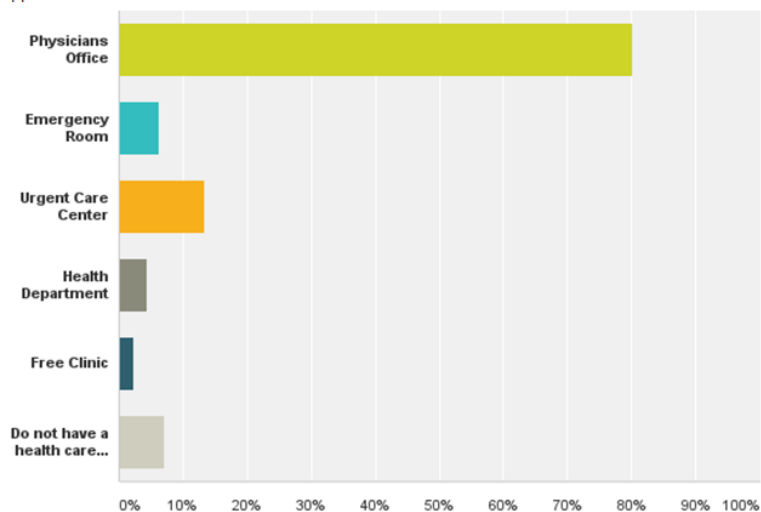
Q18: Select any of the following preventive procedures that you had performed in the past year? (Check all that apply)

Answered: 211 Skipped: 29



Q19: Where do you go for routine health care needs? (Check all that apply)

Answered: 226 Skipped: 14



Q20: Do you travel out of your county for health care needs?

Answered: 237 Skipped: 3

Answer Choices	Responses	
Always	28.27%	67
Sometimes	33.33%	79
Rarely	12.66%	30
Never	25.74%	61
Total		237

Q21: If you travel outside of the county for health care needs, why?

Answered: 208 Skipped: 32

Answer Choices	Responses	
Local services are not available	20.67%	43
Local doctors are not on my insurance	5.29%	11
To hard to get an appointment	4.33%	9
Quality better elsewhere	29.81%	62
Closer to my place of work	2.40%	5
N/A	25.48%	53
Other (please specify)	12.02%	25
Total		208

Q22: If you travel outside the area for health care needs, where?

Answered: 208 Skipped: 32

Answer Choices	Responses	
Steubenville	37.50%	78
Wheeling	22.12%	46
Pittsburgh	5.29%	11
Cleveland	0.96%	2
St. Clairsville	5.29%	11
Dennison	2.40%	5
Uhrichsville	2.40%	5
Carrollton	4.33%	9
Other (please specify)	19.71%	41
Total		208

Q23: Please check if you have ever been diagnosed with any of the following? (Check all that apply)

Answered: 129 Skipped: 111

Answer Choices	Responses	
High Blood Pressure	38.76%	50
COPD	4.65%	6
Epilepsy	0.78%	1
Depression	26.36%	34
Heart Disease	9.30%	12
Hearing loss	9.30%	12
Cancer	3.88%	5
HIV/Aids	0.00%	0
Sexually Transmitted Disease	0.78%	1
Diabetes	13.95%	18
Stroke	1.55%	2
Alcohol Abuse	0.78%	1
Eye Disorder	10.08%	13
Kidney Disease	2.33%	3
Lupus	1.55%	2
Asthma	17.83%	23
Family Abuse	1.55%	2
Blood Clot	2.33%	3
Sinus Problems	22.48%	29
TB	0.00%	0
Memory Loss	0.00%	0
Overweight/Obesity	24.81%	32
Migraines	23.26%	30
Hepatitis	0.78%	1
Total Respondents: 129		

Q24: In the following list, please mark what you feel are the 5 most important items to a healthy community. (Check only 5)

Answered: 234 Skipped: 6

Answer Choices	Responses	
Affordable Housing	42.31%	99
Job Availability	69.66%	163
Low Levels of Child Abuse	23.50%	55
Physician Services	47.01%	110
Public Transportation	8.97%	21
Emergency Response (Police, Fire, Ambulance)	64.96%	152
Pedestrian/Bike Safety areas	3.42%	8
Occupational Therapy	2.14%	5
Physical Therapy	11.11%	26
Speech Therapy	2.99%	7
Home Health Services	12.82%	30
Good Schools	66.24%	155
Low Crime	45.73%	107
Hospital Care	56.84%	133
Disability Services	7.69%	18
Child Care	27.35%	64
Immunizations	12.82%	30
Other (please specify)	1.71%	4
Total Respondents: 234		

Q25: In the following list, please mark what you feel are the 5 most important "Health Problems" in your community.

Answered: 233 Skipped: 7

Answer Choices	Responses	
Aging Issues	25.75%	60
Availability of Ambulance Services	11.16%	26
Cancer	49.79%	116
Child Abuse/Neglect	34.33%	80
Dementia/Alzheimer's Disease	16.31%	38
Dental Issues	10.73%	25
Diabetes	24.03%	56
Domestic Abuse	12.45%	29
Drug Abuse	77.25%	180
Infectious Disease	5.58%	13
End of Life Issues/Planning	6.01%	14
Immunization Availability	2.15%	5
Rape/Sexual Assault	14.59%	34
Respiratory/Lung Disease	13.30%	31
School Violence/Bullying	19.74%	46
Suicide	17.17%	40
Teenage Pregnancy	30.04%	70
Mental Health Issues	21.89%	51
Overweight/Obesity	42.49%	99
Heart Disease	24.46%	57
Elder Abuse/Neglect	4.29%	10
Work Injuries	8.58%	20
Stroke	7.73%	18
Transportation	9.01%	21
Other (please specify)	3.00%	7
Total Respondents: 233		

Q26: In the following list, please mark what you feel are the 5 most important "Physician Specialties" needed in your community.

Answered: 231 Skipped: 9

Answer Choices	Responses	
Family Physician	78.79%	182
Nephrology/Kidney	8.23%	19
Gastroenterology/Digestive	7.79%	18
Radiology	23.81%	55
Emergency Medicine	49.78%	115
Sports Medicine	28.57%	66
Urology	3.90%	9
Endocrinology/Thyroid, Diabetes	13.85%	32
Infectious Diseases	14.29%	33
Allergy	21.65%	50
Pediatrician	48.48%	112
Cardiology/Heart	41.13%	95
General Surgery	39.39%	91
Orthopedic Surgery	16.02%	37
Pulmonary Medicine	9.96%	23
Dermatology	11.69%	27
Hematology/Cancer	20.35%	47
Psychiatrist	25.97%	60
Other (please specify)	4.33%	10
Total Respondents: 231		

Q27: On average how often do you exercise weekly?

Answered: 238 Skipped: 2

Answer Choices	Responses	
Daily	23.53%	56
3-5 times	25.63%	61
1-2 times	34.45%	82
Never	16.39%	39
Total		238

Q28: How often do you wear a seatbelt when in a car?

Answered: 240 Skipped: 0

Answer Choices	Responses	
Always	80.83%	194
Often	12.92%	31
Sometimes	4.17%	10
Rarely	2.08%	5
Never	0.00%	0
Not applicable - I rarely travel in a car	0.00%	0
Total		240

Q29: Do you eat fruits and vegetables daily?

Answered: 239 Skipped: 1

Answer Choices	Responses	
Always	42.68%	102
Sometimes	54.81%	131
Never	2.51%	6
Total		239

Q30: About how often do you eat fast food?

Answered: 239 Skipped: 1

Answer Choices	Responses	
Every day	0.84%	2
A few times a week	30.13%	72
A few times a month	41.00%	98
Less than a few times a month	25.94%	62
Never	2.09%	5
Total		239

Q31: Do you currently smoke cigarettes, or not?

Answered: 239 Skipped: 1

Answer Choices	Responses	
Yes, I do	13.39%	32
No, I do not	86.61%	207
Total		239

Q32: Do you currently chew tobacco, or not?

Answered: 239 Skipped: 1

Answer Choices	Responses	
Yes, I do	5.44%	13
No, I do not	94.56%	226
Total		239

Q33: Are you exposed to second hand smoke?

Answered: 236 Skipped: 4

Answer Choices	Responses	
Yes	30.93%	73
No	69.07%	163
Total		236

Q34: Do you drink alcohol?

Answered: 239 Skipped: 1

Answer Choices	Responses	
Daily	0.42%	1
Weekly	8.79%	21
Monthly	2.93%	7
Occasionally	45.19%	108
Never	42.68%	102
Total		239

Q35: Do you text while driving?

Answered: 239 Skipped: 1

Answer Choices	Responses	
Yes	13.81%	33
No	86.19%	206
Total		239

Q36: Do you use illegal drugs?

Answered: 240 Skipped: 0

Answer Choices	Responses	
Yes	3.33%	8
No	96.67%	232
Total		240

Based on the health needs identified in the review of health data, survey results, and Advisory Committee feedback, the top 7 issues were identified.

1. Drug Abuse
2. Cancer
3. Overweight/Obesity
4. Child Abuse/Neglect
5. Teen Pregnancy
6. Aging Issues
7. Heart Disease

The Advisory Committee members agreed on a set of criteria to use to evaluate the list of potential needs identified through the fact finding process. The criteria include:

1. Potential to Impact Community Health
2. Cost to the Community
3. Community Urgency

The Advisory Committee discussed each of the identified health issues.

The Advisory Committee decided that the top 3 health care related issues to adopt an organization specific implementation strategy. Those 3 health care issues are to be included are:

1. Drug Abuse
2. Cancer
3. Overweight/obesity

Harrison Community Hospital is required to adopt an organizational implementation strategy in response to the Community Health Needs Assessment Report. The implementation is to be developed with collaboration of the Advisory Committee and approved by the Board of Directors of Harrison Community Hospital.

Information Gaps that limited the hospital ability to assess the community's health needs:

- Survey Monkey was utilized as the Survey tool and the survey was displayed on:
 - Face book
 - harrisoncommunityhospital.com
 - Emailed to all Harrison Hills School District 11th and 12th graders.
 - Harrison New Herald
 - Harrison County Health Department
 - Harrison County Early Childhood Coordinating Committee
- The health data presented in this report is not exhaustive.

Community members who would like to provide input on the next Community Health Needs Assessment process are encouraged to contact Harrison Community Hospital with there suggestions or comments.

Pam Parrish, LSW
Director of Social Services
Harrison Community Hospital
951 East Market Street
Cadiz, Ohio 43907
(740) 942-6282
pamparrish@harrisoncommuntty.com