



Harrison County, WV

The following Summary Comparison Report provides an “at a glance” summary of how the selected county compares with **peer counties** on the full set of **Primary Indicators**. Peer county values for each indicator were ranked and then divided into quartiles.

	<div>Better</div> <div></div> <div>(most favorable quartile)</div>	<div>Moderate</div> <div></div> <div>(middle two quartiles)</div>	<div>Worse</div> <div></div> <div>(least favorable quartile)</div>
Mortality		<div>Alzheimer's disease deaths</div> <div>Coronary heart disease deaths</div> <div>Female life expectancy</div> <div>Male life expectancy</div> <div>Motor vehicle deaths</div> <div>Stroke deaths</div> <div>Unintentional injury (including motor vehicle)</div>	<div>Cancer deaths</div> <div>Chronic kidney disease deaths</div> <div>Chronic lower respiratory disease (CLRD) deaths</div> <div>Diabetes deaths</div>
Morbidity	<div>Preterm births</div>	<div>Adult diabetes</div> <div>Adult obesity</div> <div>Adult overall health status</div> <div>Alzheimer's diseases/dementia</div> <div>Gonorrhea</div> <div>HIV</div> <div>Older adult depression</div>	<div>Cancer</div> <div>Older adult asthma</div> <div>Syphilis</div>
Health Care Access and Quality	<div>Primary care provider access</div>	<div>Cost barrier to care</div>	<div>Older adult preventable hospitalizations</div> <div>Uninsured</div>
Health Behaviors	<div>Adult binge drinking</div>	<div>Adult female routine pap tests</div> <div>Adult physical inactivity</div> <div>Adult smoking</div> <div>Teen Births</div>	
Social Factors	<div>High housing costs</div> <div>Inadequate social support</div> <div>Unemployment</div>	<div>Children in single-parent households</div> <div>On time high school graduation</div> <div>Violent crime</div>	<div>Poverty</div>
Physical Environment	<div>Housing stress</div>	<div>Access to parks</div> <div>Annual average PM2.5 concentration</div> <div>Limited access to healthy food</div>	<div>Living near highways</div>

County Health Rankings & Roadmaps

Building a Culture of Health, County by County

Harrison (HI)

	Harrison County	Error Margin	Top U.S. Performers ^	West Virginia	Rank (of 55)
Health Outcomes					31
Length of Life					34
Premature death	10,000	9,100-10,900	5,200	9,700	
Quality of Life					21
Poor or fair health**	21%	21-22%	12%	24%	
Poor physical health days**	4.6	4.4-4.8	2.9	5.0	
Poor mental health days**	4.6	4.5-4.8	2.8	4.7	
Low birthweight	9%	8-10%	6%	9%	
Health Factors					6
Health Behaviors					10
Adult smoking**	23%	22-24%	14%	27%	
Adult obesity	33%	30-37%	25%	34%	
Food environment index	7.6		8.3	7.3	
Physical inactivity	32%	29-36%	20%	32%	
Access to exercise opportunities	68%		91%	58%	
Excessive drinking**	11%	11-12%	12%	10%	
Alcohol-impaired driving deaths	9%	4-15%	14%	33%	
Sexually transmitted infections	243.0		134.1	277.0	
Teen births	48	45-52	19	45	
Clinical Care					5
Uninsured	17%	15-18%	11%	17%	
Primary care physicians	880:1		1,040:1	1,290:1	
Dentists	1,380:1		1,340:1	2,030:1	
Mental health providers	540:1		370:1	910:1	
Preventable hospital stays	78	72-83	38	81	
Diabetic monitoring	84%	79-89%	90%	84%	
Mammography screening	63%	57-69%	71%	58%	
Social & Economic Factors					7
High school graduation	77%		93%	82%	
Some college	57%	53-61%	72%	53%	
Unemployment	5.3%		3.5%	6.5%	
Children in poverty	19%	13-24%	13%	25%	
Income inequality	4.8	4.4-5.1	3.7	4.9	
Children in single-parent households	31%	26-36%	21%	33%	
Social associations	17.4		22.1	13.1	
Violent crime	259		59	311	
Injury deaths	93	83-103	51	93	
Physical Environment					53
Air pollution - particulate matter	13.4		9.5	13.2	
Drinking water violations	Yes		No		
Severe housing problems	13%	12-15%	9%	11%	
Driving alone to work	83%	81-85%	71%	82%	
Long commute - driving alone	27%	24-29%	15%	33%	

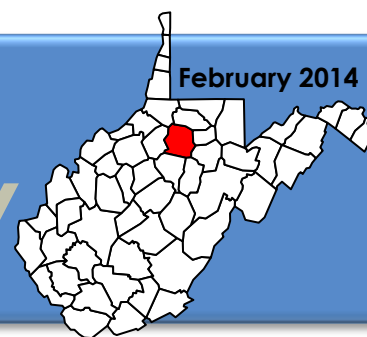
^ 10th/90th percentile, i.e., only 10% are better.

Note: Blank values reflect unreliable or missing data

** Data should not be compared with prior years due to changes in definition/methods

2016

HARRISON COUNTY

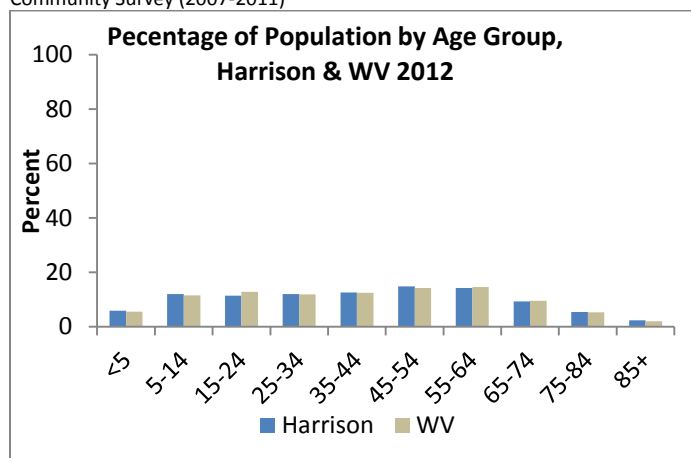


Behavioral Health Epidemiological County Profile

Demographic Data

	Harrison	WV
Population	69,141	1,855,413
Race	White	96.1%
	Black	1.7%
	Other	2.3%
Median age	42.1	41.7
Labor force*	56.6%	54.9%
Median household income*	\$40,556	\$39,550
Income below poverty level*	18.2%	17.5%
High school graduate or higher*	84.8%	82.6%
Civilian veterans*	12.4%	11.4%

Source: US Census Bureau, 2012 population estimates, *American Community Survey (2007-2011)



Population by Age Group 2012

Age	Harrison		WV	
	#	%	#	%
<5	4,053	5.9%	103,071	5.6%
5-14	8,296	12.0%	214,618	11.6%
15-24	7,856	11.4%	237,491	12.8%
25-34	8,283	12.0%	220,220	11.9%
35-44	8,715	12.6%	232,341	12.5%
45-54	10,235	14.8%	263,998	14.2%
55-64	9,899	14.3%	271,725	14.6%
65-74	6,411	9.3%	176,314	9.5%
75-84	3,711	5.4%	97,902	5.3%
85+	1,682	2.4%	37,733	2.0%

Source: US Census Bureau, 2012 population estimates

Harrison County is located in the north central area of West Virginia. According the U.S. Census (2012) Harrison County residents constitute 3.7% of the population of the state.

Adult Behavioral Health Risk Factors: 2007-2011

Indicator	Harrison	WV	Rank in WV*
Fair/Poor Health	20.0%	23.6%	42
No Health Insurance (ages 18-64)	18.4%	21.7%	44
No Leisure Time Physical Activity	30.2%	32.1%	39
Obesity	31.5%	31.8%	37
Diabetes	12.2%	11.8%	26
Cardiovascular Disease	12.6%	12.6%	31
Hypertension (2003, 2005, 2007, 2009, 2011)	33.1%	34.6%	40
High Cholesterol (2003, 2005, 2007, 2009, 2011)	38.0%	39.9%	40
Current Asthma	8.6%	8.8%	33
Disability	27.6%	28.4%	31
Arthritis (2005, 2007, 2009-2011)	33.6%	35.2%	45

Source: WV Health Statistics Center, Behavioral Risk Factor Surveillance System.

*There are 55 counties in West Virginia; 1st highest rate and 55th lowest rate. Significance: † Indicates county was significant higher than state. †† Indicates state was significant higher than county. § Indicates unreliable prevalence estimate - use caution when reporting and interpreting.

INSIDE

Alcohol Consumption	2
Alcohol Risk & Protective Factors	2
Alcohol Consequences	3
Tobacco Consumption	3
Tobacco Risk & Protective Factors	4
Tobacco Consequences	4
Drug Consumption	4
Drug Risk & Protective Factors	5
Drug Consequences	6
Mental Health	6
Acknowledgements	7

Alcohol Consumption

Alcohol Use Among Adults

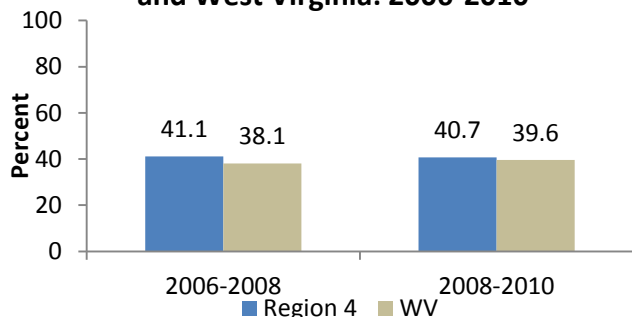
Indicator	Harrison	WV	Rank in WV*
Binge drinking	7.6%	9.4%	31

Source: WV Health Statistics Center, Behavioral Risk Factor Surveillance System.

*There are 55 counties in West Virginia; 1st highest rate and 55th lowest rate. Significance: † Indicates county was significant higher than state. †† Indicates state was significant higher than county. § Indicates unreliable prevalence estimate - use caution when reporting and interpreting.

Alcohol Use Among Persons 12 and Older

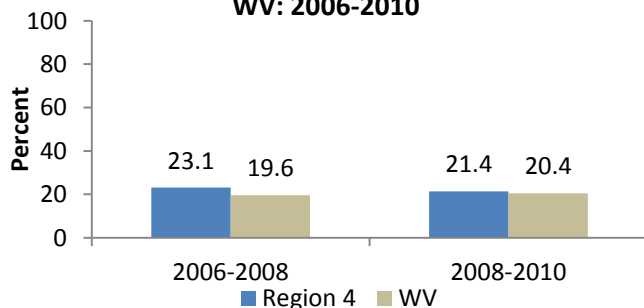
Percent of Alcohol Use in the Past Month Among Persons Aged 12 or Older in Region 4 and West Virginia: 2006-2010



Source: National Survey on Drug Use and Health (NSDUH)

Note: Any use of alcohol in the past month. 2006-2008 & 2008-2011 data was revised March 2012. Region 4 is made up of the following counties: Barbour, Braxton, Doddridge, Gilmer, Harrison, Lewis, Marion, Monongalia, Preston, Randolph, Taylor, Tucker, and Upshur

Percent of Binge Alcohol Use in the Past Month Among Persons Aged 12 or Older in Region 4 & WV: 2006-2010



Source: NSDUH

Note: Binge Alcohol Use is defined as drinking five or more drinks on the same occasion (i.e., at the same time or within a couple of hours of each other) on at least 1 day in the past 30 days. 2006-2008 & 2008-2011 data was revised March 2012. See previous definition of Region 4.

Underage Drinking (Those Aged 12-20)

Alcohol Use in the Past Month Among Persons Aged 12 to 20 in Region 4 and WV: 2006-2010

	2006-2008	2008-2010
Region 4	30.6%	28.1%
West Virginia	25.3%	23.4%

	2006-2008	2008-2010
Region 4	23.9%	19.9%
West Virginia	17.8%	15.9%

Source: NSDUH

Note: See previous definitions for alcohol use and binge drinking among persons 12 and older. See previous definition of Region 4.

Alcohol Risk & Protective Factors

Perceptions of Great Risk of Having Five or More Drinks of an Alcoholic Beverage Once or Twice a Week Among Persons Aged 12 or Older in Region 4 and WV: 2006-2010

	2006-2008	2008-2010
Region 4	41.8%	44.6%
West Virginia	42.0%	43.3%

Alcohol Dependence or Abuse in the Past Year Among Persons Aged 12 or Older in Region 4 and WV: 2006-2010

	2006-2008	2008-2010
Region 4	7.8%	6.6%
West Virginia	6.4%	6.1%

Alcohol Dependence in the Past Year Among Persons Aged 12 or Older in Region 4 and WV: 2006-2010

	2006-2008	2008-2010
Region 4	4.0%	3.4%
West Virginia	3.2%	3.2%

Needing But Not Receiving Treatment for Alcohol Use in the Past Year Among Persons Aged 12 or Older in Region 4 and WV: 2006-2010

	2006-2008	2008-2010
Region 4	7.3%	6.2%
West Virginia	6.0%	5.6%

Source: NSDUH

Note: Dependence or abuse is based on definitions found in the 4th edition of the Diagnostic and Statistical Manual of Mental Disorders (DSM-IV). Needing But Not Receiving Treatment refers to respondents classified as needing treatment for alcohol, but not receiving treatment for an alcohol problem at a specialty facility (i.e., drug and alcohol rehabilitation facilities [inpatient or outpatient], hospitals [inpatient only], and mental health centers). 2006-2008 & 2008-2011 data was revised March 2012. See previous definition of Region 4.

Alcohol Related Consequences

2011 Morbidity Rates per 10,000 Discharges

	Harrison	WV	Rank in WV*
Alcohol Related Diagnosis	468.7	407.9	10
Alcohol Dependence Diagnosis	295.7	236.6	8

Source: WV Health Care Authority

*There are 55 counties in West Virginia; 1st highest rate and 55th lowest rate.

2006-2010 Mortality Rates per 100,000 population

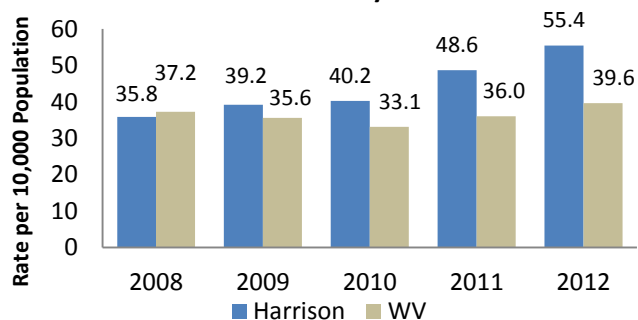
	Harrison	WV	Rank in WV*
Chronic Liver-Cirrhosis	14.3	13.4	21

Source: WV Health Statistics Center, Vital Statistics System

*There are 55 counties in West Virginia; 1st highest rate and 55th lowest rate.

Significance: † Indicates county was significant higher than state. †† Indicates state was significant higher than county.

DUI Arrests in Harrison County & WV: 2008-2012



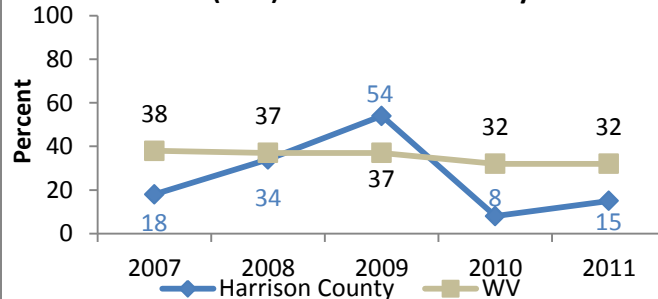
DUI Arrests in Harrison County and WV: 2008-2012

	2008	2009	2010	2011	2012
Harrison					
Number of DUI arrests	245	269	278	337	383
DUI rate per 10,000 population	35.8	39.2	40.2	48.6	55.4
WV					
Number of DUI arrests	6,842	6,587	6,134	6,680	7,355
DUI rate per 10,000 population	37.2	35.6	33.1	36.0	39.6

Source: WV State Police CIB Section

Note: The DUI arrest data should be interpreted with caution due to the fact that not all law enforcement agencies have reported their DUI arrests (approximately 200 agencies are missing from this dataset).

Percentage of Drivers with Blood Alcohol Concentration (BAC) of .01+ in a Crash by Harrison



Source: National Highway Traffic Safety Administration (NHTSA), Fatality Analysis Reporting System (FARS)

Note: NHTSA estimates alcohol involvement when alcohol test results are unknown.

Tobacco Consumption

Tobacco Use Among Adults

Indicator	Harrison	WV	Rank in WV*
Cigarette smoking	22.4%	26.9% ^{††}	46

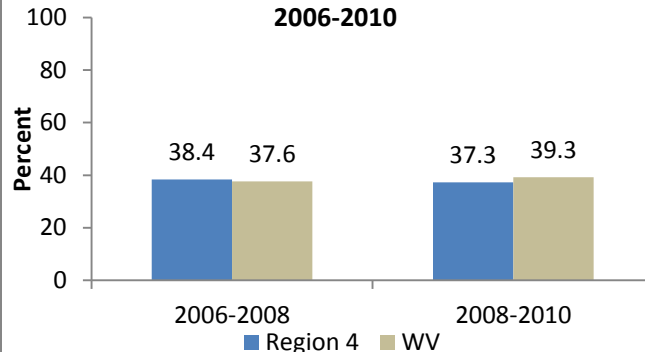
Source: WV Health Statistics Center, Behavioral Risk Factor Surveillance System.

*There are 55 counties in West Virginia; 1st highest rate and 55th lowest rate.

Significance: † Indicates county was significant higher than state. †† Indicates state was significant higher than county.

Tobacco Use Among Persons 12 and Older

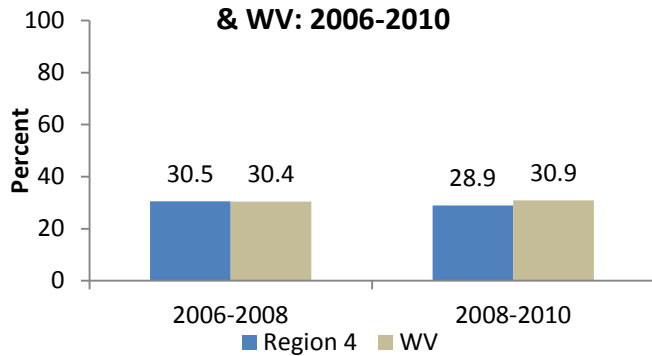
Percent of Tobacco Product Use in the Past Month Among Persons Aged 12 or Older in Region 4 & WV: 2006-2010



Source: NSDUH

Note: Tobacco products include cigarettes, smokeless tobacco (i.e., chewing tobacco or snuff), cigars, or pipe tobacco. 2006-2008 & 2008-2011 data was revised March 2012. See previous definition of Region 4.

Percent of Cigarette Use in the Past Month Among Persons Aged 12 or Older in Region 4 & WV: 2006-2010



Source: NSDUH

Note: Any use of cigarettes in the past month. 2006-2008 & 2008-2011 data was revised March 2012. See previous definition of Region 4.

Tobacco Risk & Protective Factors

Perceptions of Great Risk of Smoking One or More Packs of Cigarettes Per Day Among Persons Aged 12 or Older in Region 4 & WV: 2006-2010

	2006-2008	2008-2010
Region 4	68.2%	66.3%
West Virginia	68.1%	66.0%

Source: NSDUH

Note: 2006-2008 & 2008-2011 data was revised March 2012. See previous definition of Region 4.



Tobacco Consequences

2006-2010 Mortality Rates per 100,000 population

	Harrison	WV	Rank in WV*
Lung/Bronchus/Trachea Cancer	91.1	83.7	24
Chronic Obstructive Pulmonary Disease	84.1	76.7	22
Cardiovascular Disease	388.2	367.3	28

Source: WV Health Statistics Center, Vital Statistics System

*There are 55 counties in West Virginia; 1st highest rate and 55th lowest rate.

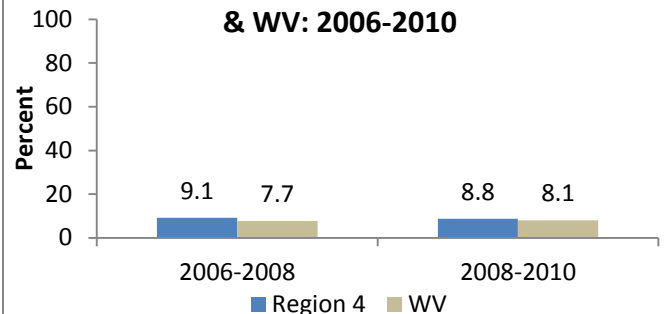
Significance: † Indicates county was significant higher than state. †† Indicates state was significant higher than county.



Drug Consumption

Drug Use Among Persons 12 and Older

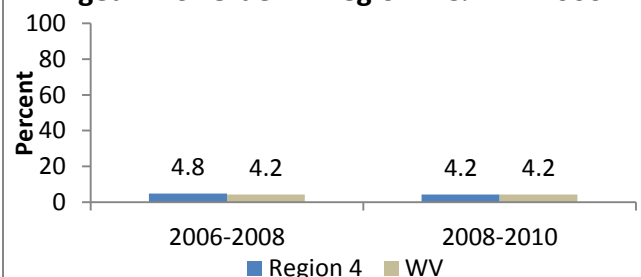
Percent of Illicit Drug Use in the Past Month Among Persons Aged 12 or Older in Region 4 & WV: 2006-2010



Source: NSDUH

Note: Illicit Drugs include marijuana/hashish, cocaine (including crack), heroin, hallucinogens, inhalants, or prescription-type psychotherapeutics used nonmedically, including data from original methamphetamine questions but not including new methamphetamine items added in 2005 and 2006. The 2006-2008 & 2008-2011 data was revised March 2012. See previous definition of Region 4.

Percent of Illicit Drug Use Other Than Marijuana in the Past Month Among Persons Aged 12 or Older in Region 4 & WV: 2006-

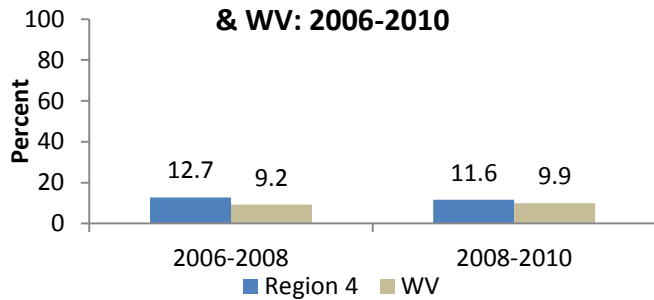


Source: NSDUH

Note: Illicit Drugs Other Than Marijuana includes cocaine (including crack), heroin, hallucinogens, inhalants, or prescription-type psychotherapeutics used nonmedically, including data from original methamphetamine questions but not including new methamphetamine items added in 2005 and 2006. The 2006-2008 & 2008-2011 data was revised March 2012. See previous definition of Region 4.

Harrison County Behavioral Health Epidemiological Profile

Percent of Marijuana Use in the Past Year Among Persons Aged 12 or Older in Region 4 & WV: 2006-2010



Source: NSDUH

Note: 2006-2008 & 2008-2011 data was revised March 2012. See previous definition of Region 4.

Marijuana Use in the Past Month Among Persons Aged 12 or Older in Region 4 and West Virginia: 2006-2010

	2006-2008	2008-2010
Region 4	7.4%	6.5%
West Virginia	5.4%	5.8%

Source: NSDUH

Note: 2006-2008 & 2008-2011 data was revised March 2012. See previous definition of Region 4.

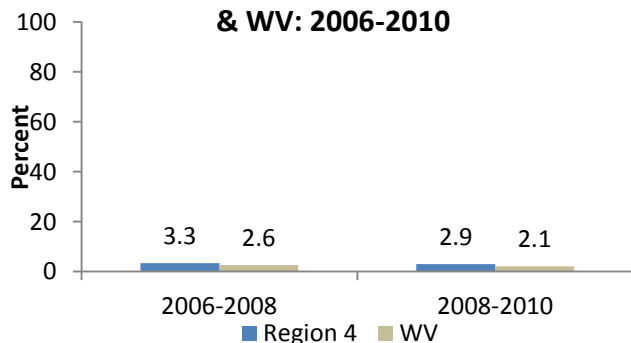
First Use of Marijuana Among Persons Aged 12 or Older in Region 4 and West Virginia: 2006-2010

	2006-2008	2008-2010
Region 4	1.6%	1.6%
West Virginia	1.2%	1.3%

Source: NSDUH

Note: Average annual marijuana initiation rate = $100 * \{[X1 \div (0.5 * X1 + X2)] \div 2\}$, where X1 is the number of marijuana initiates in the past 24 months and X2 is the number of persons who never used marijuana. Both of the computation components, X1 and X2, are based on a survey-weighted hierarchical Bayes estimation approach. The age group is based on a respondent's age at the time of the interview, not his or her age at first use. 2006-2008 & 2008-2011 data was revised March 2012. See previous definition of Region 4.

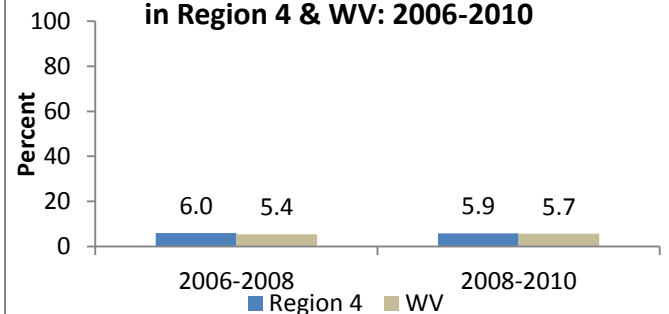
Percent of Cocaine Use in the Past Year Among Persons Aged 12 or Older in Region 4 & WV: 2006-2010



Source: NSDUH

Note: 2006-2008 & 2008-2011 data was revised March 2012. See previous definition of Region 4.

Percent of Nonmedical Use of Pain Relievers in Past Year Among Persons Aged 12 or Older in Region 4 & WV: 2006-2010



Source: NSDUH

Note: 2006-2008 & 2008-2011 data was revised March 2012. See previous definition of Region 4.

Drug Risk & Protective Factors

Perceptions of Great Risk of Smoking Marijuana Once a Month Among Persons Aged 12 or Older in Region 4 & WV: 2006-2010

	2006-2008	2008-2010
Region 4	41.1%	40.3%
West Virginia	44.3%	42.0%

Illicit Drug Dependence or Abuse in the Past Year Among Persons Aged 12 or Older in Region 4 & WV: 2006-2010

	2006-2008	2008-2010
Region 4	3.3%	3.4%
West Virginia	2.9%	2.9%

Illicit Drug Dependence in the Past Year Among Persons Aged 12 or Older in Region 4 & WV: 2006-2010

	2006-2008	2008-2010
Region 4	2.2%	2.6%
West Virginia	2.1%	2.3%

Needing But Not Receiving Treatment for Illicit Drug Use in the Past Year Among Persons Aged 12 or Older in Region 4 & WV: 2006-2010

	2006-2008	2008-2010
Region 4	2.8%	2.8%
West Virginia	2.6%	2.6%

Source: NSDUH

Note: Illicit Drugs include marijuana/hashish, cocaine (including crack), heroin, hallucinogens, inhalants, or prescription-type psychotherapeutics used nonmedically, including data from original methamphetamine questions but not including new methamphetamine items added in 2005 and 2006. Dependence or abuse is based on definitions found in the 4th edition of the Diagnostic and Statistical Manual of Mental Disorders (DSM-IV). Needing But Not Receiving Treatment refers to respondents classified as needing treatment for illicit drugs, but not receiving treatment for an illicit drug problem at a specialty facility (i.e., drug and alcohol rehabilitation facilities [inpatient or outpatient], hospitals [inpatient only], and mental health centers). 2006-2008 & 2008-2011 data was revised March 2012. See previous definition of Region 4.

Drug Consequences

2012 Morbidity Rates per 10,000 Discharges			
	Harrison	WV	Rank in WV*
Drug Related Diagnosis	613.3	506.5	7

Source: WV Health Care Authority

*There are 55 counties in West Virginia; 1st highest rate and 55th lowest rate.

2006-2010 Mortality Rates per 100,000 population			
	Harrison	WV	Rank in WV*
Drug Overdose	23.7	26.8	24

Source: WV Health Statistics Center, Vital Statistics System

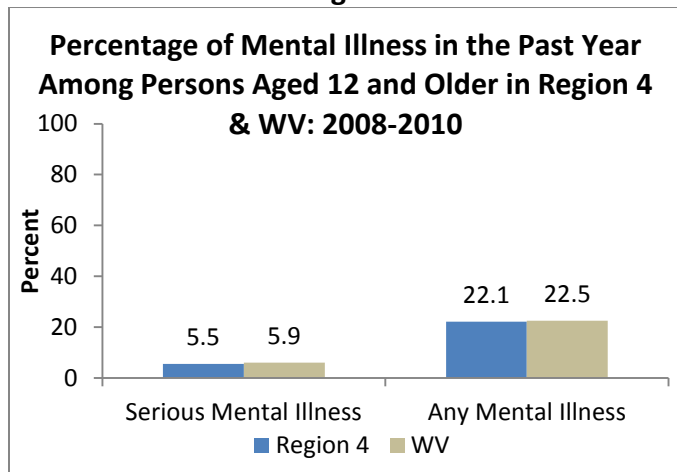
*There are 55 counties in West Virginia; 1st highest rate and 55th lowest rate.

Significance: † Indicates county was significant higher than state. †† Indicates state was significant higher than county.



Mental Health

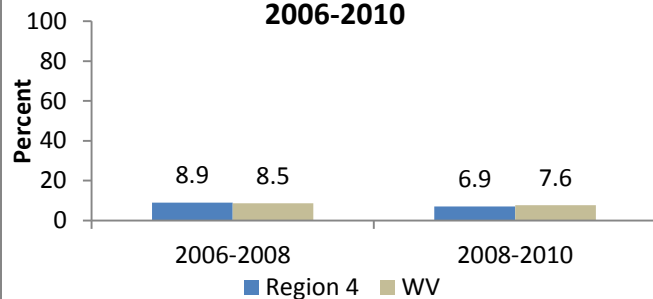
Mental Health Among Persons 12 and Older



Source: NSDUH

Note: 2006-2008 & 2008-2011 data was revised March 2012. See previous definition of Region 4.

Percentage of Having Had at Least One Major Depressive Episode in the Past Year Among Persons Aged 12 or Older in Region 4 & WV: 2006-2010



Source: NSDUH

Note: 2006-2008 & 2008-2011 data was revised March 2012. See previous definition of Region 4.

Suicide

Had Serious Thoughts of Suicide in the Past Year Among Persons Aged 12 or Older in Region 4 & WV: 2006-2010

	2008-2010
Region 4	3.9%
West Virginia	4.2%

Source: NSDUH

Note: 2006-2008 & 2008-2011 data was revised March 2012. See previous definition of Region 4.

2006-2010 Mortality Rates per 100,000 population

	Harrison	WV	Rank in WV*
Suicide	16.1	15.9	27

Source: WV Health Statistics Center, Vital Statistics System

*There are 55 counties in West Virginia; 1st highest rate and 55th lowest rate.

Significance: † Indicates county was significant higher than state. †† Indicates state was significant higher than county.



Homelessness

Reported Point-In-Time Sheltered Subpopulations in 2013				
	Harrison		WV	
	#	%	#	%
Chronically Homeless	4	8.0%	250	15.5%
Veterans	6	12.0%	292	18.1%
Mental Illness	19	38.0%	422	26.2%
Chronic Substance Abuse	24	48.0%	538	33.4%
HIV/AIDS	2	4.0%	17	1.1%
Domestic Violence	0	0%	192	11.9%
Total Sheltered	50		1,612	
Reported Point-In-Time Unsheltered Subpopulations in 2013				
	Harrison		WV	
	#	%	#	%
Chronically Homeless	2	100%	182	29.0%
Veterans	1	50.0%	37	5.9%
Mental Illness	0	0%	206	32.8%
Chronic Substance Abuse	1	50.0%	330	52.5%
HIV/AIDS	1	50.0%	17	2.7%
Domestic Violence	0	0%	122	19.4%
Total Unsheltered	2		628	

Source: WV Coalition to End Homelessness

Note: The Point-in-Time Count is conducted during one night in the end of January for a count of all homeless persons. The unsheltered count of the homeless population is likely under reported and should be used with caution. Subpopulation data is not mutually exclusive. Comparing the total is not an accurate representation as one person may have all five characteristics, while some persons may only have one or fewer.

Domestic Violence

Individuals Served by the West Virginia Coalition Against Domestic Violence (WVCADV) by Shelter Status in Harrison County in 2012	
Shelter Status	Number
Sheltered	29
Non-sheltered	715

Domestic Violence Survivors Served by WVCADV by Behavioral Health Status in Harrison County in 2012

Behavioral Health Status	Number	Percent
Identified as having a mental disability	96	12.9%
Referred to a mental health provider	138	18.5%

Domestic Violence Abusers Served by WVCADV by Behavioral Health Status in Harrison County in 2012

Behavioral Health Status	Number	Percent
Substance abuse identified as contributing to abuse	643	44.0%
Referred to a mental health provider	*	*

Source: WV Coalition Against Domestic Violence

Note: All indicators are self-reported from the survivor.

*Values based on 5 or fewer are suppressed to protect the confidentiality of the person.

Acknowledgements

The West Virginia Department of Health and Human Resources, Bureau for Behavioral Health and Health Facilities (BBHFF) receives funding from the Substance Abuse and Mental Health Services Administration (SAMHSA) to fund the West Virginia State Epidemiological Outcomes Workgroup (WVSEOW). The focus of the WVSEOW is to provide leadership in the continued development of substance abuse and mental health data and indicators.

The WVSEOW was assembled to lead the statewide systematic process to analyze, translate, and disseminate information about substance use and abuse and mental health in West Virginia.

Additional Resource: West Virginia Behavioral Health Epidemiological Profile, 2013, BBHFF, www.wvdhhr.org/bhbf



CHSI

INFORMATION FOR
IMPROVING COMMUNITY HEALTH

U.S. DEPARTMENT OF HEALTH AND HUMAN SERVICES, CENTERS FOR DISEASE CONTROL AND PREVENTION



Doddridge County, WV

The following Summary Comparison Report provides an “at a glance” summary of how the selected county compares with **peer counties** on the full set of **Primary Indicators**. Peer county values for each indicator were ranked and then divided into quartiles.

	<div>Better</div> <div></div> <div>(most favorable quartile)</div>	<div>Moderate</div> <div></div> <div>(middle two quartiles)</div>	<div>Worse</div> <div></div> <div>(least favorable quartile)</div>
Mortality	<div><u>Male life expectancy</u></div> <div><u>Unintentional injury (including motor vehicle)</u></div>	<div><u>Cancer deaths</u></div> <div><u>Chronic lower respiratory disease (CLRD) deaths</u></div> <div><u>Coronary heart disease deaths</u></div> <div><u>Female life expectancy</u></div> <div><u>Stroke deaths</u></div>	
Morbidity	<div><u>Adult diabetes</u></div> <div><u>Adult obesity</u></div> <div><u>Adult overall health status</u></div> <div><u>Alzheimer's diseases/dementia</u></div> <div><u>Cancer</u></div> <div><u>Preterm births</u></div> <div><u>Syphilis</u></div>	<div><u>Gonorrhea</u></div> <div><u>Older adult depression</u></div>	<div><u>Older adult asthma</u></div>
Health Care Access and Quality		<div><u>Older adult preventable hospitalizations</u></div> <div><u>Uninsured</u></div>	<div><u>Cost barrier to care</u></div> <div><u>Primary care provider access</u></div>
Health Behaviors	<div><u>Teen Births</u></div>	<div><u>Adult female routine pap tests</u></div> <div><u>Adult physical inactivity</u></div> <div><u>Adult smoking</u></div>	
Social Factors	<div><u>High housing costs</u></div> <div><u>On time high school graduation</u></div> <div><u>Unemployment</u></div>	<div><u>Inadequate social support</u></div> <div><u>Poverty</u></div>	<div><u>Children in single-parent households</u></div>
Physical Environment	<div><u>Housing stress</u></div> <div><u>Limited access to healthy food</u></div>	<div><u>Annual average PM2.5 concentration</u></div> <div><u>Living near highways</u></div>	<div><u>Access to parks</u></div>

County Health Rankings & Roadmaps

Building a Culture of Health, County by County

Doddridge (D0)

	Doddridge County	Error Margin	Top U.S. Performers^	West Virginia	Rank (of 55)
Health Outcomes					15
Length of Life					25
Premature death	8,700	6,500-11,000	5,200	9,700	
Quality of Life					11
Poor or fair health**	21%	21-22%	12%	24%	
Poor physical health days**	4.7	4.5-4.9	2.9	5.0	
Poor mental health days**	4.5	4.3-4.7	2.8	4.7	
Low birthweight	8%	6-10%	6%	9%	
Health Factors					29
Health Behaviors					34
Adult smoking**	24%	23-24%	14%	27%	
Adult obesity	35%	29-43%	25%	34%	
Food environment index	8.1		8.3	7.3	
Physical inactivity	35%	28-42%	20%	32%	
Access to exercise opportunities	8%		91%	58%	
Excessive drinking**	12%	11-12%	12%	10%	
Alcohol-impaired driving deaths	67%	49-78%	14%	33%	
Sexually transmitted infections	171.2		134.1	277.0	
Teen births	38	29-48	19	45	
Clinical Care					34
Uninsured	18%	16-21%	11%	17%	
Primary care physicians	4,170:1		1,040:1	1,290:1	
Dentists			1,340:1	2,030:1	
Mental health providers	8,390:1		370:1	910:1	
Preventable hospital stays	100	73-126	38	81	
Diabetic monitoring	92%	70-100%	90%	84%	
Mammography screening	54%	34-74%	71%	58%	
Social & Economic Factors					21
High school graduation	88%		93%	82%	
Some college	35%	25-45%	72%	53%	
Unemployment	4.9%		3.5%	6.5%	
Children in poverty	25%	17-33%	13%	25%	
Income inequality	4.0	3.3-4.7	3.7	4.9	
Children in single-parent households	33%	21-45%	21%	33%	
Social associations	6.0		22.1	13.1	
Violent crime			59	311	
Injury deaths	95	68-130	51	93	
Physical Environment					25
Air pollution - particulate matter	13.4		9.5	13.2	
Drinking water violations	No		No		
Severe housing problems	10%	6-15%	9%	11%	
Driving alone to work	80%	78-82%	71%	82%	
Long commute - driving alone	52%	42-62%	15%	33%	

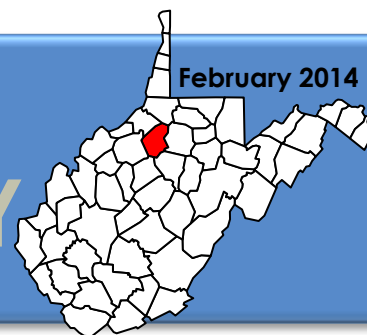
^ 10th/90th percentile, i.e., only 10% are better.

Note: Blank values reflect unreliable or missing data

** Data should not be compared with prior years due to changes in definition/methods

2016

DODDRIDGE COUNTY

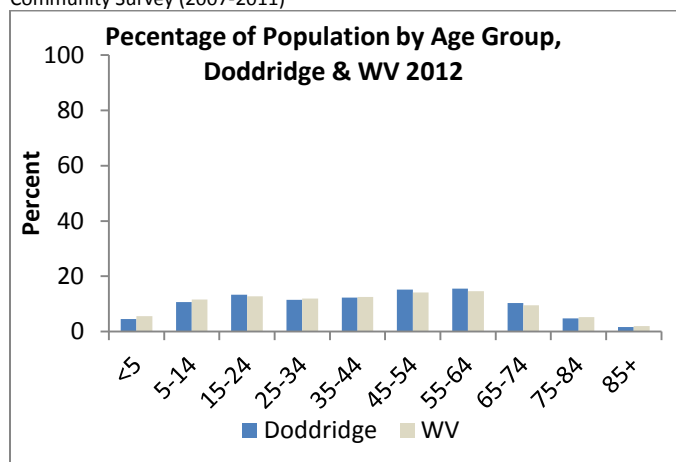


Behavioral Health Epidemiological County Profile

Demographic Data

		Doddridge	WV
Population		8,178	1,855,413
Race	White	96.8%	94.0%
	Black	1.5%	3.5%
	Other	1.7%	2.5%
Median age		43.0	41.7
Labor force*		49.7%	54.9%
Median household income*		\$32,063	\$39,550
Income below poverty level*		20.4%	17.5%
High school graduate or higher*		78.3%	82.6%
Civilian veterans*		13.3%	11.4%

Source: US Census Bureau, 2012 population estimates, *American Community Survey (2007-2011)



Population by Age Group 2012

Age	Doddridge		WV	
	#	%	#	%
<5	377	4.6%	103,071	5.6%
5-14	879	10.7%	214,618	11.6%
15-24	1,092	13.4%	237,491	12.8%
25-34	942	11.5%	220,220	11.9%
35-44	1,003	12.3%	232,341	12.5%
45-54	1,247	15.2%	263,998	14.2%
55-64	1,266	15.5%	271,725	14.6%
65-74	846	10.3%	176,314	9.5%
75-84	395	4.8%	97,902	5.3%
85+	131	1.6%	37,733	2.0%

Source: US Census Bureau, 2012 population estimates

Doddridge County is located in the north central area of West Virginia. According to the U.S. Census (2012) Doddridge County residents constitute 0.4% of the population of the state.

Adult Behavioral Health Risk Factors: 2007-2011

Indicator	Doddridge	WV	Rank in WV*
Fair/Poor Health	17.5%	23.6%	50
No Health Insurance (ages 18-64)	26.7% [§]	21.7%	13
No Leisure Time Physical Activity	32.8%	32.1%	29
Obesity	27.3%	31.8%	48
Diabetes	10.2%	11.8%	40
Cardiovascular Disease	6.4% ^{§††}	12.6%	55
Hypertension (2003, 2005, 2007, 2009, 2011)	26.9%	34.6%	54
High Cholesterol (2003, 2005, 2007, 2009, 2011)	35.7% [§]	39.9%	49
Current Asthma	4.1% ^{§††}	8.8%	54
Disability	20.9%	28.4%	49
Arthritis (2005, 2007, 2009-2011)	36.6% [§]	35.2%	30

Source: WV Health Statistics Center, Behavioral Risk Factor Surveillance System.

*There are 55 counties in West Virginia; 1st highest rate and 55th lowest rate. Significance: † Indicates county was significant higher than state. †† Indicates state was significant higher than county. § Indicates unreliable prevalence estimate - use caution when reporting and interpreting.

INSIDE

Alcohol Consumption	2
Alcohol Risk & Protective Factors	2
Alcohol Consequences	3
Tobacco Consumption	3
Tobacco Risk & Protective Factors	4
Tobacco Consequences	4
Drug Consumption	4
Drug Risk & Protective Factors	5
Drug Consequences	6
Mental Health	6
Acknowledgements	7

Alcohol Consumption

Alcohol Use Among Adults

Indicator	Doddridge	WV	Rank in WV*
Binge drinking	7.2% [§]	9.4%	37

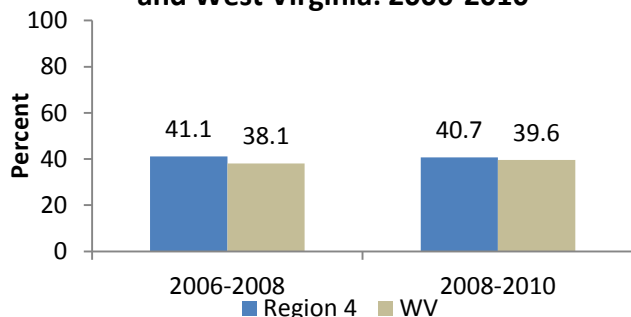
Source: WV Health Statistics Center, Behavioral Risk Factor Surveillance System.

*There are 55 counties in West Virginia; 1st highest rate and 55th lowest rate.

Significance: † Indicates county was significant higher than state. †† Indicates state was significant higher than county. § Indicates unreliable prevalence estimate - use caution when reporting and interpreting.

Alcohol Use Among Persons 12 and Older

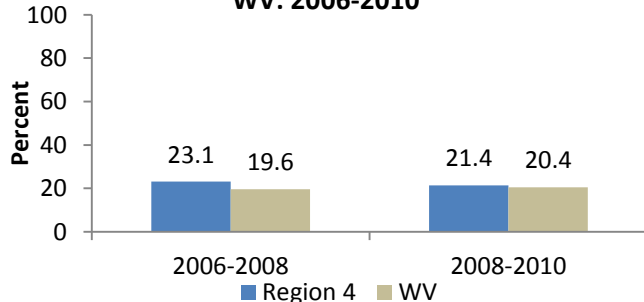
Percent of Alcohol Use in the Past Month Among Persons Aged 12 or Older in Region 4 and West Virginia: 2006-2010



Source: National Survey on Drug Use and Health (NSDUH)

Note: Any use of alcohol in the past month. 2006-2008 & 2008-2011 data was revised March 2012. Region 4 is made up of the following counties: Barbour, Braxton, Doddridge, Gilmer, Harrison, Lewis, Marion, Monongalia, Preston, Randolph, Taylor, Tucker, and Upshur

Percent of Binge Alcohol Use in the Past Month Among Persons Aged 12 or Older in Region 4 & WV: 2006-2010



Source: NSDUH

Note: Binge Alcohol Use is defined as drinking five or more drinks on the same occasion (i.e., at the same time or within a couple of hours of each other) on at least 1 day in the past 30 days. 2006-2008 & 2008-2011 data was revised March 2012. See previous definition of Region 4.

Underage Drinking (Those Aged 12-20)

Alcohol Use in the Past Month Among Persons Aged 12 to 20 in Region 4 and WV: 2006-2010

	2006-2008	2008-2010
Region 4	30.6%	28.1%
West Virginia	25.3%	23.4%

Binge Alcohol Use in the Past Month Among Persons Aged 12 to 20 in Region 4 and WV: 2006-2010

	2006-2008	2008-2010
Region 4	23.9%	19.9%
West Virginia	17.8%	15.9%

Source: NSDUH

Note: See previous definitions for alcohol use and binge drinking among persons 12 and older. See previous definition of Region 4.

Alcohol Risk & Protective Factors

Perceptions of Great Risk of Having Five or More Drinks of an Alcoholic Beverage Once or Twice a Week Among Persons Aged 12 or Older in Region 4 and WV: 2006-2010

	2006-2008	2008-2010
Region 4	41.8%	44.6%
West Virginia	42.0%	43.3%

Alcohol Dependence or Abuse in the Past Year Among Persons Aged 12 or Older in Region 4 and WV: 2006-2010

	2006-2008	2008-2010
Region 4	7.8%	6.6%
West Virginia	6.4%	6.1%

Alcohol Dependence in the Past Year Among Persons Aged 12 or Older in Region 4 and WV: 2006-2010

	2006-2008	2008-2010
Region 4	4.0%	3.4%
West Virginia	3.2%	3.2%

Needing But Not Receiving Treatment for Alcohol Use in the Past Year Among Persons Aged 12 or Older in Region 4 and WV: 2006-2010

	2006-2008	2008-2010
Region 4	7.3%	6.2%
West Virginia	6.0%	5.6%

Source: NSDUH

Note: Dependence or abuse is based on definitions found in the 4th edition of the Diagnostic and Statistical Manual of Mental Disorders (DSM-IV). Needing But Not Receiving Treatment refers to respondents classified as needing treatment for alcohol, but not receiving treatment for an alcohol problem at a specialty facility (i.e., drug and alcohol rehabilitation facilities [inpatient or outpatient], hospitals [inpatient only], and mental health centers). 2006-2008 & 2008-2011 data was revised March 2012. See previous definition of Region 4.

Alcohol Related Consequences

2011 Morbidity Rates per 10,000 Discharges

	Doddridge	WV	Rank in WV*
Alcohol Related Diagnosis	266.0	407.9	44
Alcohol Dependence Diagnosis	NA	236.6	NA

Source: WV Health Care Authority

*There are 55 counties in West Virginia; 1st highest rate and 55th lowest rate.

NA indicates rates are suppressed due to the number of admissions being less than 10.

2006-2010 Mortality Rates per 100,000 population

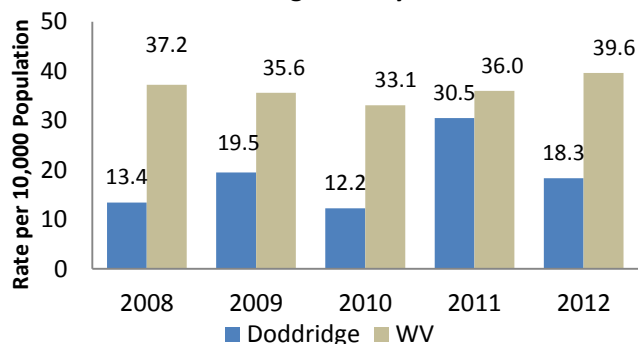
	Doddridge	WV	Rank in WV*
Chronic Liver-Cirrhosis	NA	13.4	54

Source: WV Health Statistics Center, Vital Statistics System

*There are 55 counties in West Virginia; 1st highest rate and 55th lowest rate.

Significance: † Indicates county was significant higher than state. †† Indicates state was significant higher than county. NA indicates rates are suppressed due to unreliability.

DUI Arrests in Doddridge County & WV: 2008-2012



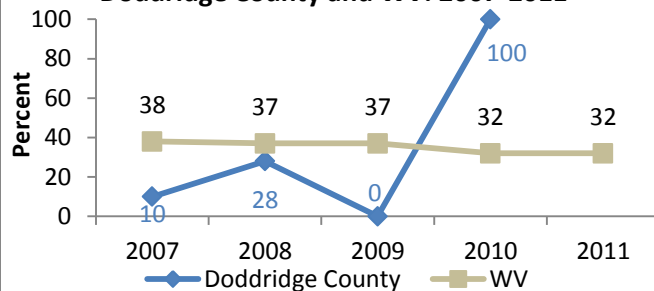
DUI Arrests in Doddridge County and WV: 2008-2012

	2008	2009	2010	2011	2012
Doddridge					
Number of DUI arrests	11	16	10	25	15
DUI rate per 10,000 population	13.4	19.5	12.2	30.5	18.3
WV					
Number of DUI arrests	6,842	6,587	6,134	6,680	7,355
DUI rate per 10,000 population	37.2	35.6	33.1	36.0	39.6

Source: WV State Police CIB Section

Note: The DUI arrest data should be interpreted with caution due to the fact that not all law enforcement agencies have reported their DUI arrests (approximately 200 agencies are missing from this dataset).

Percentage of Driver Blood Alcohol Concentration (BAC) of .01+ in a Crash by Doddridge County and WV: 2007-2011



Source: National Highway Traffic Safety Administration (NHTSA), Fatality Analysis Reporting System (FARS)

Note: NHTSA estimates alcohol involvement when alcohol test results are unknown. No fatal crashes were reported in 2011 in Doddridge County.

Tobacco Consumption

Tobacco Use Among Adults

Indicator	Doddridge	WV	Rank in WV*
Cigarette smoking	26.2%	26.9%	31

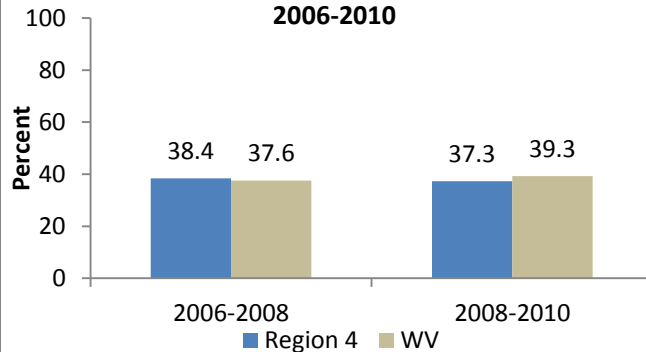
Source: WV Health Statistics Center, Behavioral Risk Factor Surveillance System.

*There are 55 counties in West Virginia; 1st highest rate and 55th lowest rate.

Significance: † Indicates county was significant higher than state. †† Indicates state was significant higher than county. § Indicates unreliable prevalence estimate - use caution when reporting and interpreting.

Tobacco Use Among Persons 12 and Older

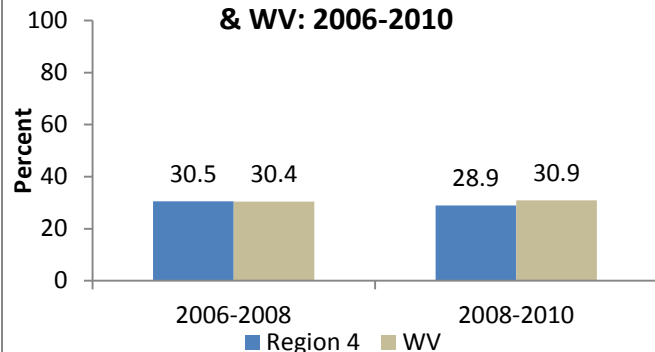
Percent of Tobacco Product Use in the Past Month Among Persons Aged 12 or Older in Region 4 & WV: 2006-2010



Source: NSDUH

Note: Tobacco products include cigarettes, smokeless tobacco (i.e., chewing tobacco or snuff), cigars, or pipe tobacco. 2006-2008 & 2008-2011 data was revised March 2012. See previous definition of Region 4.

Percent of Cigarette Use in the Past Month Among Persons Aged 12 or Older in Region 4 & WV: 2006-2010



Source: NSDUH

Note: Any use of cigarettes in the past month. 2006-2008 & 2008-2011 data was revised March 2012. See previous definition of Region 4.

Tobacco Risk & Protective Factors

Perceptions of Great Risk of Smoking One or More Packs of Cigarettes Per Day Among Persons Aged 12 or Older in Region 4 & WV: 2006-2010

	2006-2008	2008-2010
Region 4	68.2%	66.3%
West Virginia	68.1%	66.0%

Source: NSDUH

Note: 2006-2008 & 2008-2011 data was revised March 2012. See previous definition of Region 4.



Tobacco Consequences

2006-2010 Mortality Rates per 100,000 population

	Doddridge	WV	Rank in WV*
Lung/Bronchus/Trachea Cancer	79.6	83.7	39
Chronic Obstructive Pulmonary Disease	67.2	76.7	41
Cardiovascular Disease	286.2	367.3 ^{††}	50

Source: WV Health Statistics Center, Vital Statistics System

*There are 55 counties in West Virginia; 1st highest rate and 55th lowest rate.

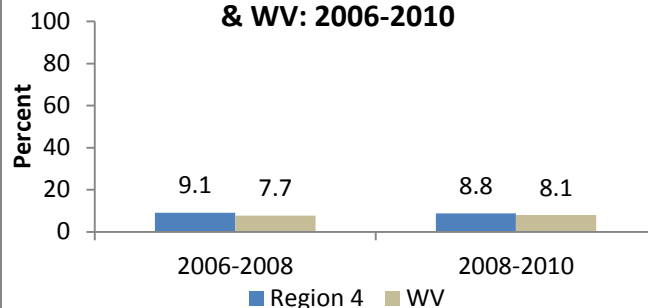
Significance: † Indicates county was significant higher than state. †† Indicates state was significant higher than county.



Drug Consumption

Drug Use Among Persons 12 and Older

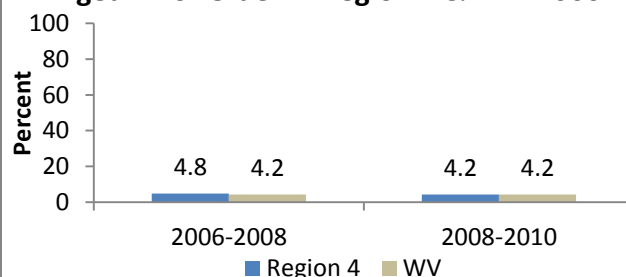
Percent of Illicit Drug Use in the Past Month Among Persons Aged 12 or Older in Region 4 & WV: 2006-2010



Source: NSDUH

Note: Illicit Drugs include marijuana/hashish, cocaine (including crack), heroin, hallucinogens, inhalants, or prescription-type psychotherapeutics used nonmedically, including data from original methamphetamine questions but not including new methamphetamine items added in 2005 and 2006. The 2006-2008 & 2008-2011 data was revised March 2012. See previous definition of Region 4.

Percent of Illicit Drug Use Other Than Marijuana in the Past Month Among Persons Aged 12 or Older in Region 4 & WV: 2006-

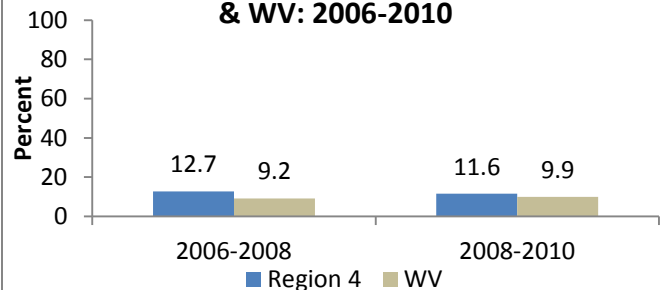


Source: NSDUH

Note: Illicit Drugs Other Than Marijuana includes cocaine (including crack), heroin, hallucinogens, inhalants, or prescription-type psychotherapeutics used nonmedically, including data from original methamphetamine questions but not including new methamphetamine items added in 2005 and 2006. The 2006-2008 & 2008-2011 data was revised March 2012. See previous definition of Region 4.

Doddridge County Behavioral Health Epidemiological Profile

Percent of Marijuana Use in the Past Year Among Persons Aged 12 or Older in Region 4 & WV: 2006-2010



Source: NSDUH

Note: 2006-2008 & 2008-2011 data was revised March 2012. See previous definition of Region 4.

Marijuana Use in the Past Month Among Persons Aged 12 or Older in Region 4 and West Virginia: 2006-2010

	2006-2008	2008-2010
Region 4	7.4%	6.5%
West Virginia	5.4%	5.8%

Source: NSDUH

Note: 2006-2008 & 2008-2011 data was revised March 2012. See previous definition of Region 4.

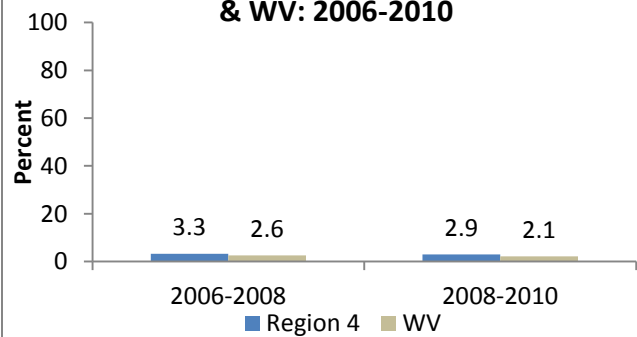
First Use of Marijuana Among Persons Aged 12 or Older in Region 4 and West Virginia: 2006-2010

	2006-2008	2008-2010
Region 4	1.6%	1.6%
West Virginia	1.2%	1.3%

Source: NSDUH

Note: Average annual marijuana initiation rate = $100 * \{[X1 \div (0.5 * X1 + X2)] \div 2\}$, where X1 is the number of marijuana initiates in the past 24 months and X2 is the number of persons who never used marijuana. Both of the computation components, X1 and X2, are based on a survey-weighted hierarchical Bayes estimation approach. The age group is based on a respondent's age at the time of the interview, not his or her age at first use. 2006-2008 & 2008-2011 data was revised March 2012. See previous definition of Region 4.

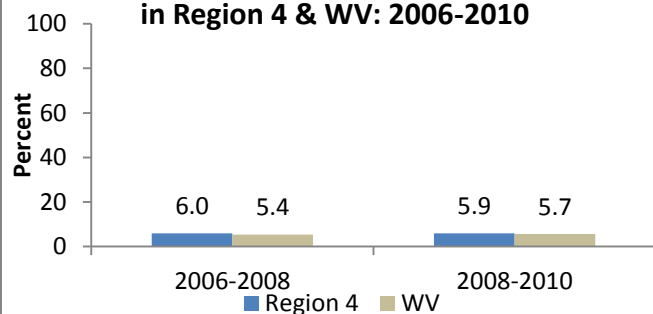
Percent of Cocaine Use in the Past Year Among Persons Aged 12 or Older in Region 4 & WV: 2006-2010



Source: NSDUH

Note: 2006-2008 & 2008-2011 data was revised March 2012. See previous definition of Region 4.

Percent of Nonmedical Use of Pain Relievers in Past Year Among Persons Aged 12 or Older in Region 4 & WV: 2006-2010



Source: NSDUH

Note: 2006-2008 & 2008-2011 data was revised March 2012. See previous definition of Region 4.

Drug Risk & Protective Factors

Perceptions of Great Risk of Smoking Marijuana Once a Month Among Persons Aged 12 or Older in Region 4 & WV: 2006-2010

	2006-2008	2008-2010
Region 4	41.1%	40.3%
West Virginia	44.3%	42.0%

Illicit Drug Dependence or Abuse in the Past Year Among Persons Aged 12 or Older in Region 4 & WV: 2006-2010

	2006-2008	2008-2010
Region 4	3.3%	3.4%
West Virginia	2.9%	2.9%

Illicit Drug Dependence in the Past Year Among Persons Aged 12 or Older in Region 4 & WV: 2006-2010

	2006-2008	2008-2010
Region 4	2.2%	2.6%
West Virginia	2.1%	2.3%

Needing But Not Receiving Treatment for Illicit Drug Use in the Past Year Among Persons Aged 12 or Older in Region 4 & WV: 2006-2010

	2006-2008	2008-2010
Region 4	2.8%	2.8%
West Virginia	2.6%	2.6%

Source: NSDUH

Note: Illicit Drugs include marijuana/hashish, cocaine (including crack), heroin, hallucinogens, inhalants, or prescription-type psychotherapeutics used nonmedically, including data from original methamphetamine questions but not including new methamphetamine items added in 2005 and 2006. Dependence or abuse is based on definitions found in the 4th edition of the Diagnostic and Statistical Manual of Mental Disorders (DSM-IV). Needing But Not Receiving Treatment refers to respondents classified as needing treatment for illicit drugs, but not receiving treatment for an illicit drug problem at a specialty facility (i.e., drug and alcohol rehabilitation facilities [inpatient or outpatient], hospitals [inpatient only], and mental health centers). 2006-2008 & 2008-2011 data was revised March 2012. See previous definition of Region 4.

Drug Consequences

2012 Morbidity Rates per 10,000 Discharges			
	Doddridge	WV	Rank in WV*
Drug Related Diagnosis	328.6	506.5	37

Source: WV Health Care Authority

*There are 55 counties in West Virginia; 1st highest rate and 55th lowest rate.

2006-2010 Mortality Rates per 100,000 population			
	Doddridge	WV	Rank in WV*
Drug Overdose	NA	26.8	39

Source: WV Health Statistics Center, Vital Statistics System

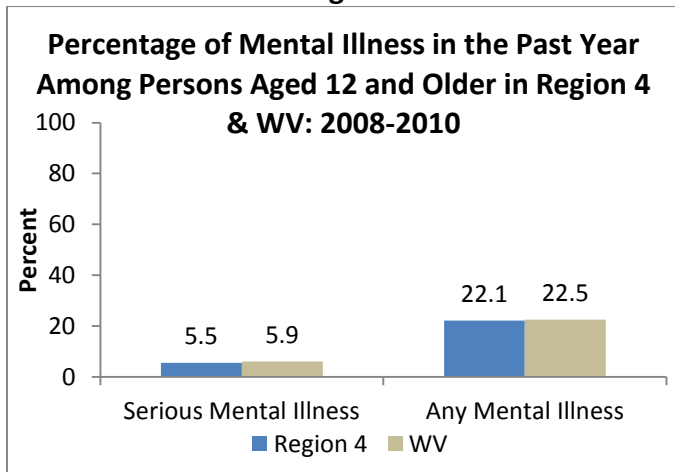
*There are 55 counties in West Virginia; 1st highest rate and 55th lowest rate.

Significance: † Indicates county was significant higher than state. †† Indicates state was significant higher than county. NA indicates rates are suppressed due to unreliability.



Mental Health

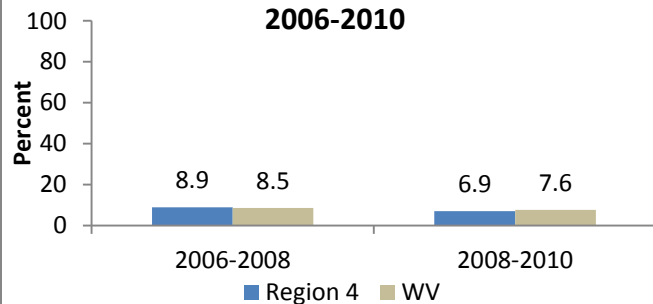
Mental Health Among Persons 12 and Older



Source: NSDUH

Note: 2006-2008 & 2008-2011 data was revised March 2012. See previous definition of Region 4.

Percentage of Having Had at Least One Major Depressive Episode in the Past Year Among Persons Aged 12 or Older in Region 4 & WV: 2006-2010



Source: NSDUH

Note: 2006-2008 & 2008-2011 data was revised March 2012. See previous definition of Region 4.

Suicide

Had Serious Thoughts of Suicide in the Past Year Among Persons Aged 12 or Older in Region 4 & WV: 2006-2010

	2008-2010
Region 4	3.9%
West Virginia	4.2%

Source: NSDUH

Note: 2006-2008 & 2008-2011 data was revised March 2012. See previous definition of Region 4.

2006-2010 Mortality Rates per 100,000 population

	Doddridge	WV	Rank in WV*
Suicide	NA	15.9	33

Source: WV Health Statistics Center, Vital Statistics System

*There are 55 counties in West Virginia; 1st highest rate and 55th lowest rate.

Significance: † Indicates county was significant higher than state. †† Indicates state was significant higher than county. NA indicates rates are suppressed due to unreliability.



Homelessness

Reported Point-In-Time Sheltered Subpopulations in 2013				
	Doddridge*		WV	
	#	%	#	%
Chronically Homeless	0	0%	250	15.5%
Veterans	0	0%	292	18.1%
Mental Illness	0	0%	422	26.2%
Chronic Substance Abuse	0	0%	538	33.4%
HIV/AIDS	0	0%	17	1.1%
Domestic Violence	0	0%	192	11.9%
Total Sheltered	0		1,612	
Reported Point-In-Time Unsheltered Subpopulations in 2013				
	Doddridge*		WV	
	#	%	#	%
Chronically Homeless	1	25.0%	182	29.0%
Veterans	0	0%	37	5.9%
Mental Illness	2	50.0%	206	32.8%
Chronic Substance Abuse	4	100%	330	52.5%
HIV/AIDS	0	0%	17	2.7%
Domestic Violence	1	25.0%	122	19.4%
Total Unsheltered	4		628	

Source: WV Coalition to End Homelessness

Note: The Point-in-Time Count is conducted during one night in the end of January for a count of all homeless persons. The unsheltered count of the homeless population is likely under reported and should be used with caution. Subpopulation data is not mutually exclusive. Comparing the total is not an accurate representation as one person may have all five characteristics, while some persons may only have one or fewer.

*There were no shelter facilities in Doddridge County during of the Point-in-Time Count. The unsheltered data reported for Doddridge County was based off of Summers County reported data for unsheltered.

Domestic Violence

Individuals Served by the West Virginia Coalition Against Domestic Violence (WVCADV) by Shelter Status in Doddridge County in 2012	
Shelter Status	Number
Sheltered	*
Non-sheltered	44

Domestic Violence Survivors Served by WVCADV by Behavioral Health Status in Doddridge County in 2012

Behavioral Health Status	Number	Percent
Identified as having a mental disability	*	*
Referred to a mental health provider	*	*

Domestic Violence Abusers Served by WVCADV by Behavioral Health Status in Doddridge County in 2012

Behavioral Health Status	Number	Percent
Substance abuse identified as contributing to abuse	27	31.8%
Referred to a mental health provider	*	*

Source: WV Coalition Against Domestic Violence

Note: All indicators are self-reported from the survivor.

*Values based on 5 or fewer are suppressed to protect the confidentiality of the person.

Acknowledgements

The West Virginia Department of Health and Human Resources, Bureau for Behavioral Health and Health Facilities (BBHFF) receives funding from the Substance Abuse and Mental Health Services Administration (SAMHSA) to fund the West Virginia State Epidemiological Outcomes Workgroup (WVSEOW). The focus of the WVSEOW is to provide leadership in the continued development of substance abuse and mental health data and indicators.

The WVSEOW was assembled to lead the statewide systematic process to analyze, translate, and disseminate information about substance use and abuse and mental health in West Virginia.

Additional Resource: West Virginia Behavioral Health Epidemiological Profile, 2013, BBHFF,
www.wvdhhr.org/bhff

Harrison & Doddridge County Community Health Perception Survey

Please take a moment to complete the following survey. The survey should take less than 10 minutes to complete. The purpose of this survey is to get your input about community health topics and concerns in your community. This survey will be used to help guide the Community Health Needs Assessment taking place in Harrison and Doddridge Counties. The community partners will use the results of this survey and other information to identify the most pressing health issues which can be addressed through community action. Your responses will NOT be associated with you in anyway. If you have previously completed this survey, please ignore this. Remember, your opinion is important to us! Thank you for your time and please contact us if you have any questions concerning this survey. Our contact information is at the end of this survey.

1. Are you a Harrison or Doddridge County resident?

☐ Yes

☐ No

Harrison & Doddridge County Community Health Perception Survey

County Health Issues

2. In your opinion, what is the most important health problem or health issue for residents of your county?

Harrison & Doddridge County Community Health Perception Survey

County Citizens' Thoughts on Health

3. How would you rate your county as a "Healthy Community"?

☐ Very Unhealthy ☐ Unhealthy ☐ Somewhat Healthy ☐ Healthy ☐ Very Healthy

* 4. In the following list, what do you think are the 3 most important "health problems" or "health issues" in your county?

- | | | |
|---|---|--|
| <input type="checkbox"/> Air quality | <input type="checkbox"/> Drug abuse by youth | <input type="checkbox"/> Infectious diseases |
| <input type="checkbox"/> Aging problems (e.g. arthritis, hearing/vision loss) | <input type="checkbox"/> Elderly support (in home care, nursing facilities, etc.) | <input type="checkbox"/> Mental health problems |
| <input type="checkbox"/> Alcohol abuse by adults | <input type="checkbox"/> Employment access | <input type="checkbox"/> Motor vehicle crash injuries |
| <input type="checkbox"/> Alcohol abuse by youth | <input type="checkbox"/> Food Insecurity/ Hunger | <input type="checkbox"/> Obesity |
| <input type="checkbox"/> Bicycle Safety | <input type="checkbox"/> Gun-related injuries | <input type="checkbox"/> Pedestrian Safety |
| <input type="checkbox"/> Cancers | <input type="checkbox"/> Heart disease/ stroke | <input type="checkbox"/> Respiratory/ lung disease/ asthma |
| <input type="checkbox"/> Child Abuse/ Neglect | <input type="checkbox"/> High blood pressure | <input type="checkbox"/> Sexually transmitted diseases |
| <input type="checkbox"/> Connectivity to infrastructure through public transit/ walking/ biking | <input type="checkbox"/> HIV/AIDS | <input type="checkbox"/> Teenage pregnancy |
| <input type="checkbox"/> Dental Problems | <input type="checkbox"/> Homelessness | <input type="checkbox"/> Tobacco use |
| <input type="checkbox"/> Diabetes ("sugar") | <input type="checkbox"/> Inadequate housing | <input type="checkbox"/> Transportation |
| <input type="checkbox"/> Doctors (access to provider care) | <input type="checkbox"/> Income (low income) | <input type="checkbox"/> Violence (e.g. crime, sexual assault, domestic violence, rape, homicide, suicide) |
| <input type="checkbox"/> Drug abuse by adults | <input type="checkbox"/> Infant death | |

Other (please specify)

Harrison & Doddridge County Community Health Perception Survey

Quality of life in your county

5. Please indicate your level of agreement with each of the following statements about your county:

	Strongly Disagree	Disagree	Agree	Strongly Agree	I don't know/ Not applicable
I am satisfied with the quality of life in my county.	<input type="radio"/>	<input type="radio"/>	<input type="radio"/>	<input type="radio"/>	<input type="radio"/>
All residents believe that they, individually or collectively, can make their county a better place to live.	<input type="radio"/>	<input type="radio"/>	<input type="radio"/>	<input type="radio"/>	<input type="radio"/>
There is sufficient, safe, and affordable housing in my county.	<input type="radio"/>	<input type="radio"/>	<input type="radio"/>	<input type="radio"/>	<input type="radio"/>
There are jobs available in my county.	<input type="radio"/>	<input type="radio"/>	<input type="radio"/>	<input type="radio"/>	<input type="radio"/>
My county is a safe place to live.	<input type="radio"/>	<input type="radio"/>	<input type="radio"/>	<input type="radio"/>	<input type="radio"/>
Neighbors know and trust one another and look out for one another.	<input type="radio"/>	<input type="radio"/>	<input type="radio"/>	<input type="radio"/>	<input type="radio"/>
There are support networks for individuals and families (neighbors, support groups, faith community, outreach, agencies, and organizations) during times of stress and need.	<input type="radio"/>	<input type="radio"/>	<input type="radio"/>	<input type="radio"/>	<input type="radio"/>
MY county is a good place to raise children.	<input type="radio"/>	<input type="radio"/>	<input type="radio"/>	<input type="radio"/>	<input type="radio"/>
The public education system in my county adequately meets the health needs of our children. (e.g. school food, PE, etc.)	<input type="radio"/>	<input type="radio"/>	<input type="radio"/>	<input type="radio"/>	<input type="radio"/>
There are an adequate number of safe places for children to play and exercise in my county.	<input type="radio"/>	<input type="radio"/>	<input type="radio"/>	<input type="radio"/>	<input type="radio"/>
My county has adequate and safe access to recreation and exercise opportunities for adults.	<input type="radio"/>	<input type="radio"/>	<input type="radio"/>	<input type="radio"/>	<input type="radio"/>
My county has adequate access to affordable healthy foods.	<input type="radio"/>	<input type="radio"/>	<input type="radio"/>	<input type="radio"/>	<input type="radio"/>
My county has adequate health and wellness activities.	<input type="radio"/>	<input type="radio"/>	<input type="radio"/>	<input type="radio"/>	<input type="radio"/>
My county is a safe place to walk and bike.	<input type="radio"/>	<input type="radio"/>	<input type="radio"/>	<input type="radio"/>	<input type="radio"/>
My county has sufficient public transportation.	<input type="radio"/>	<input type="radio"/>	<input type="radio"/>	<input type="radio"/>	<input type="radio"/>
There are adequate sidewalks in my county.	<input type="radio"/>	<input type="radio"/>	<input type="radio"/>	<input type="radio"/>	<input type="radio"/>

Harrison & Doddridge County Community Health Perception Survey

Access to healthcare and medical needs in your county

6. Please indicate your level of agreement with each of the following statements about your county:

	Strongly Disagree	Disagree	Agree	Strongly Agree	I don't know/ Not applicable
I have easy access to the medical specialists I need.	<input type="radio"/>	<input type="radio"/>	<input type="radio"/>	<input type="radio"/>	<input type="radio"/>
I am very satisfied with the medical care I receive.	<input type="radio"/>	<input type="radio"/>	<input type="radio"/>	<input type="radio"/>	<input type="radio"/>
I have access to adequate healthcare.	<input type="radio"/>	<input type="radio"/>	<input type="radio"/>	<input type="radio"/>	<input type="radio"/>
Sometimes it is a problem for me to cover my share of the cost for a medical care visit.	<input type="radio"/>	<input type="radio"/>	<input type="radio"/>	<input type="radio"/>	<input type="radio"/>
I am able to get medical care whenever I need it.	<input type="radio"/>	<input type="radio"/>	<input type="radio"/>	<input type="radio"/>	<input type="radio"/>

Harrison & Doddridge County Community Health Perception Survey

Risky Behaviors in your county

7. In your opinion, from the following list, what do you think are the most important "risky behaviors" in your county? Risky behaviors have the greatest impact on the overall health in a community.

- | | | |
|--|--|---|
| <input type="checkbox"/> Alcohol abuse by adults | <input type="checkbox"/> Lack of exercise | <input type="checkbox"/> Texting/cell phone while driving |
| <input type="checkbox"/> Alcohol abuse by youth | <input type="checkbox"/> Overeating | <input type="checkbox"/> Tobacco use/ or electronic cigarette use by adults |
| <input type="checkbox"/> Dropping out of school | <input type="checkbox"/> Poor eating habits | <input type="checkbox"/> Tobacco use/ or electronic cigarette use by youth |
| <input type="checkbox"/> Drug Abuse by adults | <input type="checkbox"/> Not getting "shots" to prevent disease | <input type="checkbox"/> Not using seat belts and/ or child safety seats |
| <input type="checkbox"/> Drug Abuse by youth | <input type="checkbox"/> Social Exclusion and discrimination (e.g. exclusion of a group based on race, religion, gender, sexual orientation, etc.) | <input type="checkbox"/> Unsafe sex |

Other (please specify)

Harrison & Doddridge County Community Health Perception Survey

Please provide the following information. It will be used for demographic purposes only. Keep in mind you will **NOT** be identified in any way with your answers.

8. Which location is closest to your home?

- ☐ Bridgeport (Harrison)
- ☐ Clarksburg (Harrison)
- ☐ Lost Creek (Harrison)
- ☐ Salem (Harrison)
- ☐ Shinnston (Harrison)
- ☐ Wallace (Harrison)
- ☐ West Milford (Harrison)
- ☐ Center Point (Doddridge)
- ☐ New Milton (Doddridge)
- ☐ West Union (Doddridge)

9. What is your gender?

- ☐ Female
- ☐ Male

10. What is your age range?

- ☐ 18 to 25 Years
- ☐ 26 to 39 Years
- ☐ 40 to 54 Years
- ☐ 55 to 64 Years
- ☐ 65 to 80 Years
- ☐ Over 80 Years

11. What is your marital status?

- ☐ Married/ cohabitating
- ☐ Divorced
- ☐ Never married
- ☐ Separated
- ☐ Widowed

Other (please specify)

12. How many children under the age of 18 live in your household?

- ☐ 0
- ☐ 1
- ☐ 2
- ☐ 3
- ☐ 4
- ☐ 5
- ☐ Greater than 5

13. Do you care for an elderly adult in your household?

- ☐ Yes
- ☐ No

14. Are you of Hispanic or Latino origin or descent?

- ☐ Yes, Hispanic or Latino
- ☐ No, not Hispanic or Latino

15. Which of these groups would you say best describes your race?

- ☐ White/ Caucasian
- ☐ Asian
- ☐ Black or African American
- ☐ American Indian or Alaskan Native
- ☐ Native Hawaiian or Other Pacific Islander

Other (please specify)

16. What is your approximate average household income?

- ☐ Less than \$20,000
- ☐ \$20,000 To \$29,999
- ☐ \$30,000 to \$49,999
- ☐ \$50,000 to \$74,999
- ☐ \$75,000 to \$99,999
- ☐ Over \$100,000

17. What is the highest level of education you have completed?

- ☐ Less than high school graduate
- ☐ High School Diploma or equivalent
- ☐ College degree or higher

Other (please specify)

18. How do you pay for your health care?

- ☐ I pay cash
- ☐ I have health insurance (e.g. private insurance, Blue Cross Blue Shield, HMO, through my employer)
- ☐ Medicaid
- ☐ Medicare
- ☐ Veterans Administration
- ☐ Indian Health Services

Other (please specify)

Harrison & Doddridge County Community Health Perception Survey

Community Event

19. Would you like information about a community event to share additional feedback?

- ☐ Yes
- ☐ No

Harrison & Doddridge County Community Health Perception Survey

20. [OPTIONAL] Please provide your contact information to receive information about the community event.

Name

Company

Email Address

Phone Number

Harrison & Doddridge County Community Health Perception Survey

Thank You!

Thank you for your time and response!

If you have questions, please contact us for further information:

eavasile@hsc.wvu.edu or 304-293-0580

WVU School of Public Health

PO Box 9190, Health Sciences Center

Morgantown, WV 26505

Harrison & Doddridge County Community Health Perception Survey

Tuesday, July 19th 2016

772

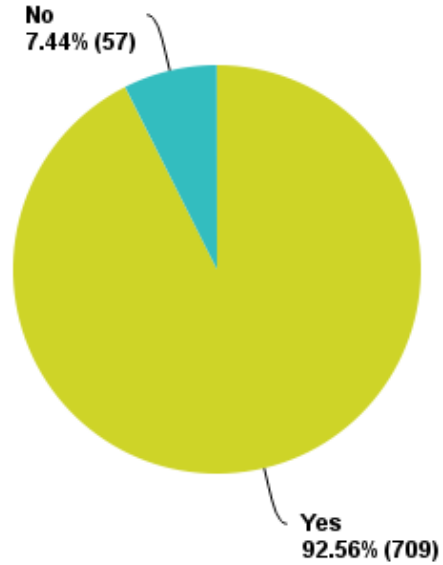
Total Responses

Date Created: Friday, April 22, 2016

Complete Responses: 678

Q1: Are you a Harrison or Doddridge County resident?

Answered: 766 Skipped: 6

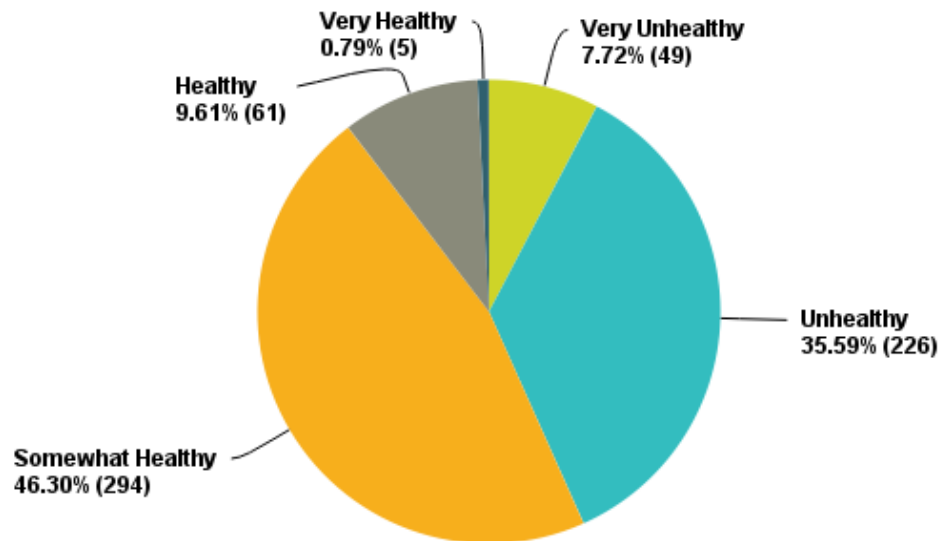


Q2: In your opinion, what is the most important health problem or health issue for residents of your county?

Overweight Transportation Cost Hospital Smoking Doctors
Health Weight Diabetes COPD Obesity
Tobacco Drug Substance Abuse Cancer
Medical Heart Pain Care Opioid Problems Treatment
Insurance

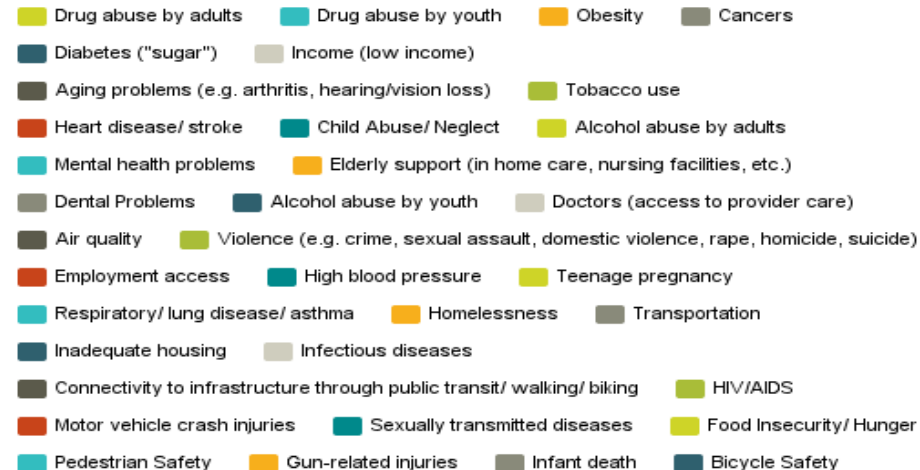
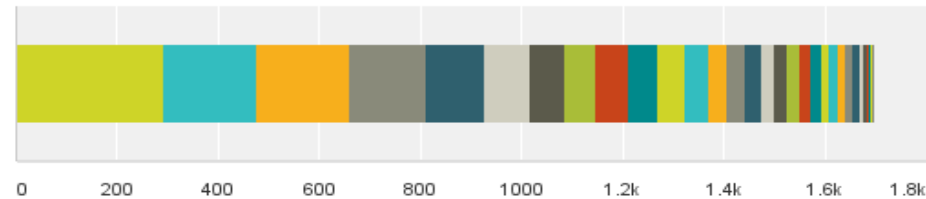
Q3: How would you rate your county as a "Healthy Community"?

Answered: 635 Skipped: 137



Q4 In the following list, what do you think are the 3 most important "health problems" or "health issues" in your county?

Answered: 573 Skipped: 199



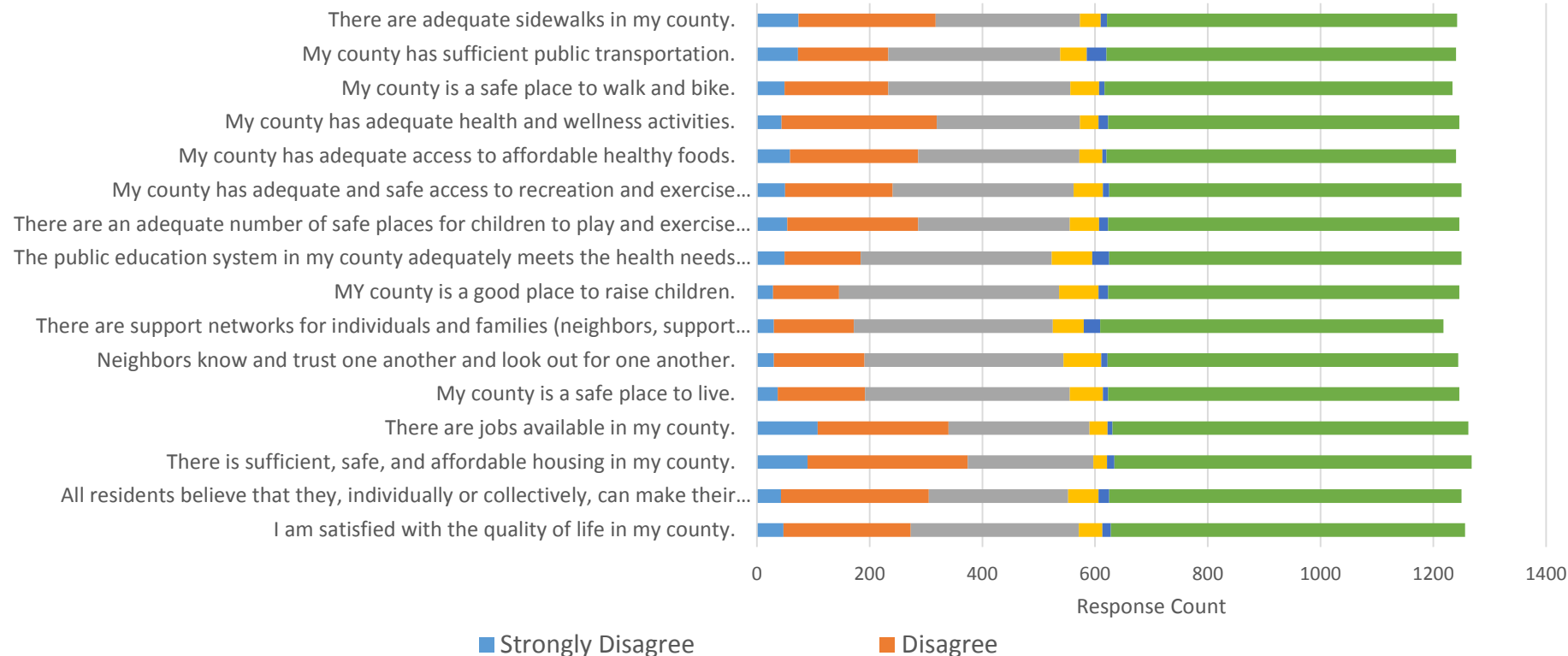
Community Perceptions of Top Health Issues by County

	Harrison (n=455)	Doddridge (n=62)
1	Drug abuse, adults (56.9%)	Cancers (41.9%)
2	Drug abuse, youth (34.1%)	Income (25.8%)
3	Obesity (34.1%)	Diabetes (24.2%)
4	Cancers (24.4%)	Drug abuse, adults (24.2%)
5	Diabetes (20.2%)	Heart disease/ stroke (22.6%)
6	Income (15%)	Drug abuse, youth (21%)

Quality of Life

Q5: Please indicate your level of agreement with each of the following statements about your county:

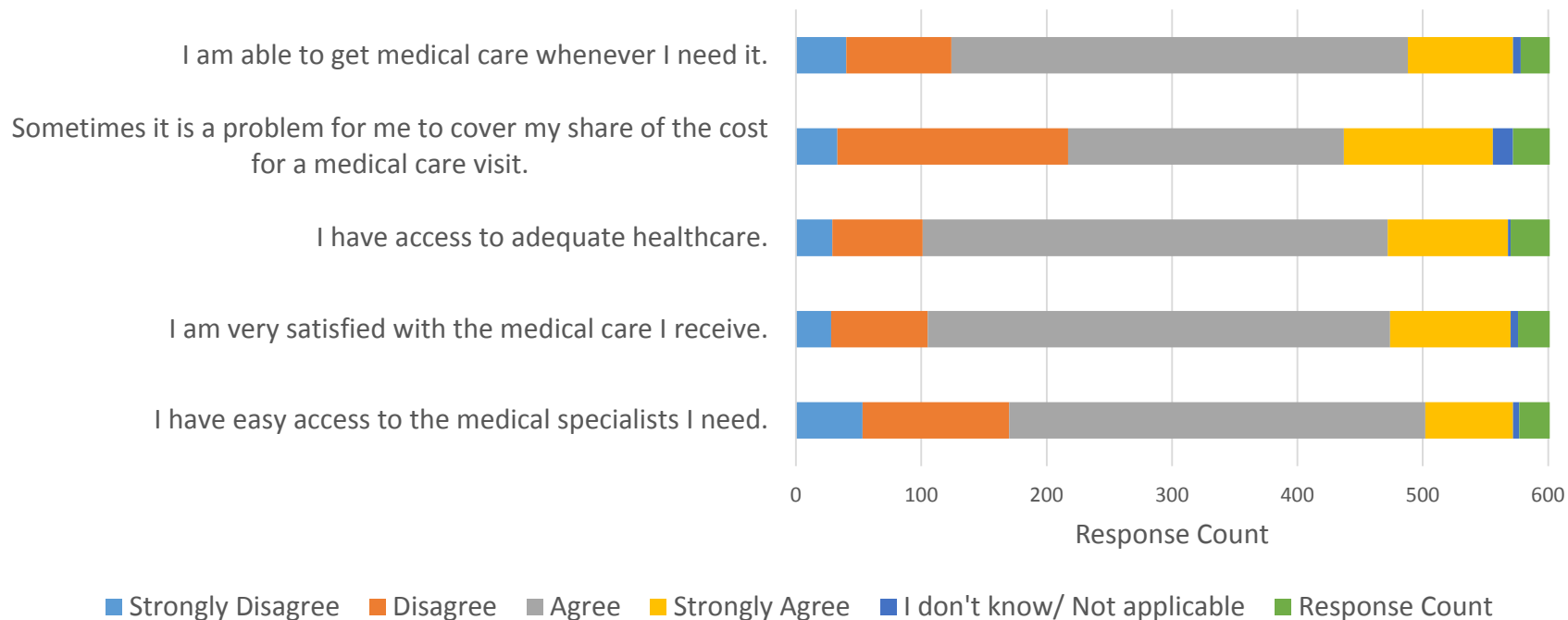
Answered: 639 Skipped: 133



Access to Healthcare and Medical Needs

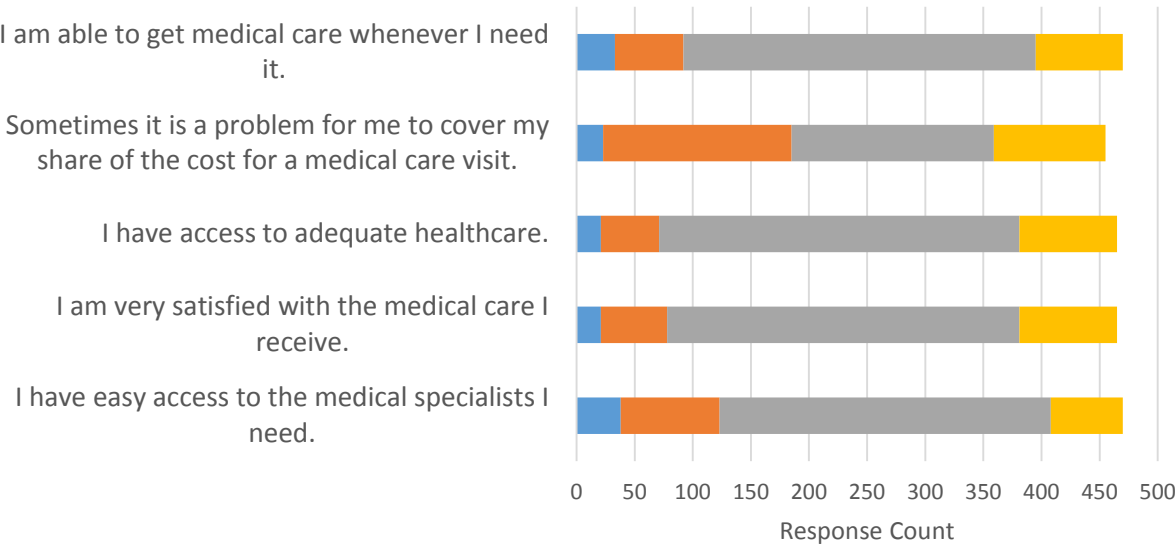
Q6: Please indicate your level of agreement with each of the following statements about your county:

Answered: 583 Skipped: 189

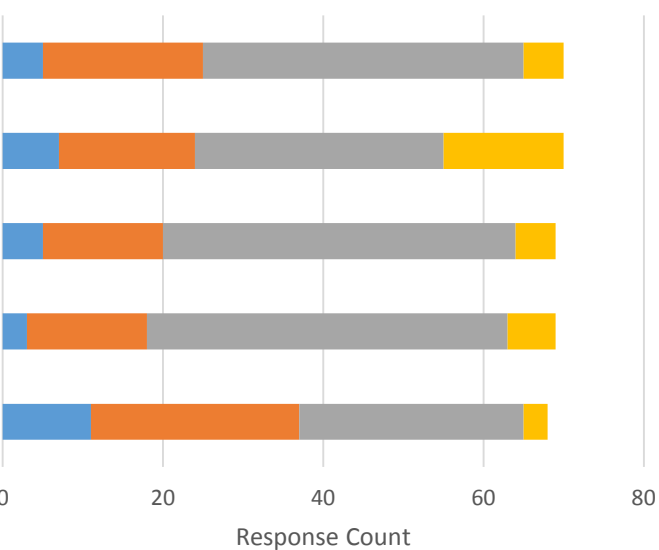


Access to Healthcare and Medical Needs by County

Harrison County Residents



Doddridge County Residents

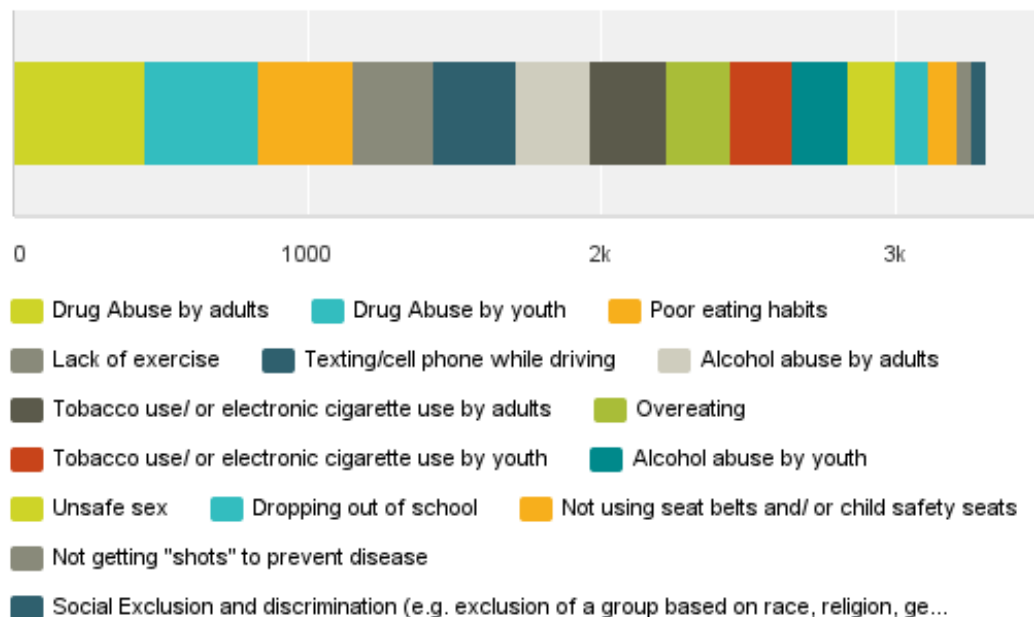


Strongly Disagree Disagree Agree Strongly Agree

Risky Behaviors

Q7 In your opinion, from the following list, what do you think are the most important "risky behaviors" in your county? Risky behaviors have the greatest impact on the overall health in a community.

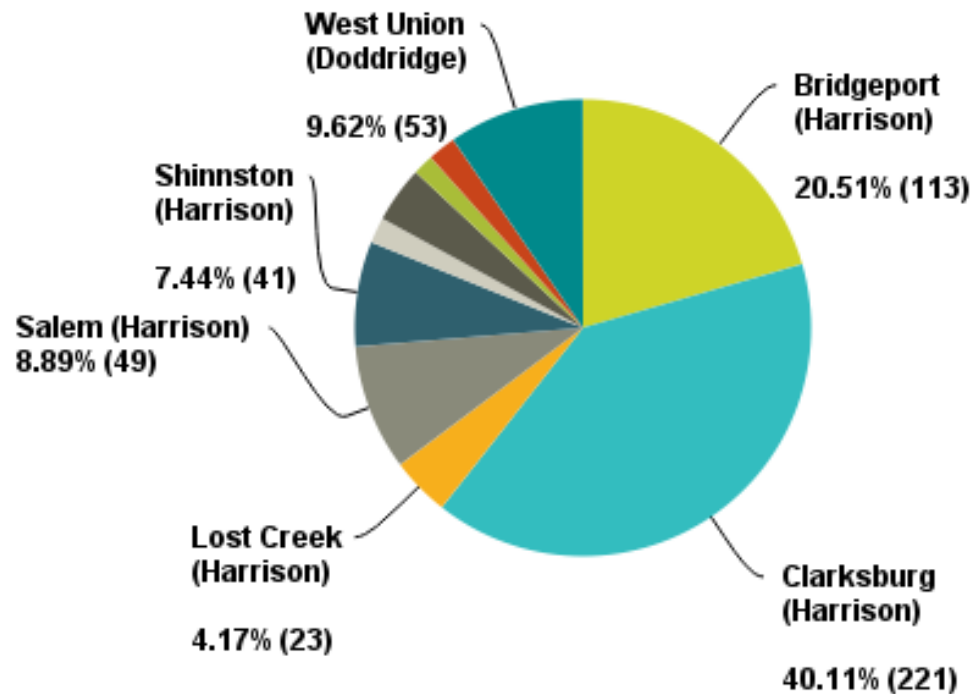
Answered: 568 Skipped: 204



Demographics

Q8: Which location is closest to your home?

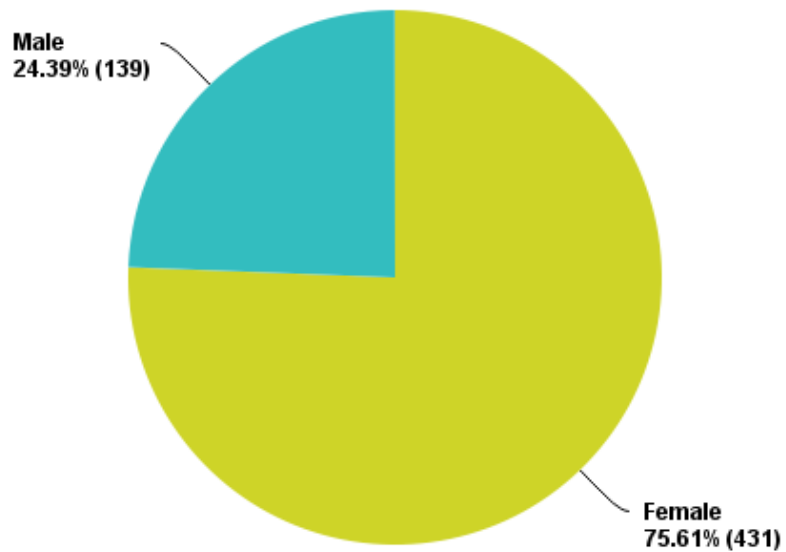
Answered: 551 Skipped: 221



Harrison= 479
Doddridge= 72

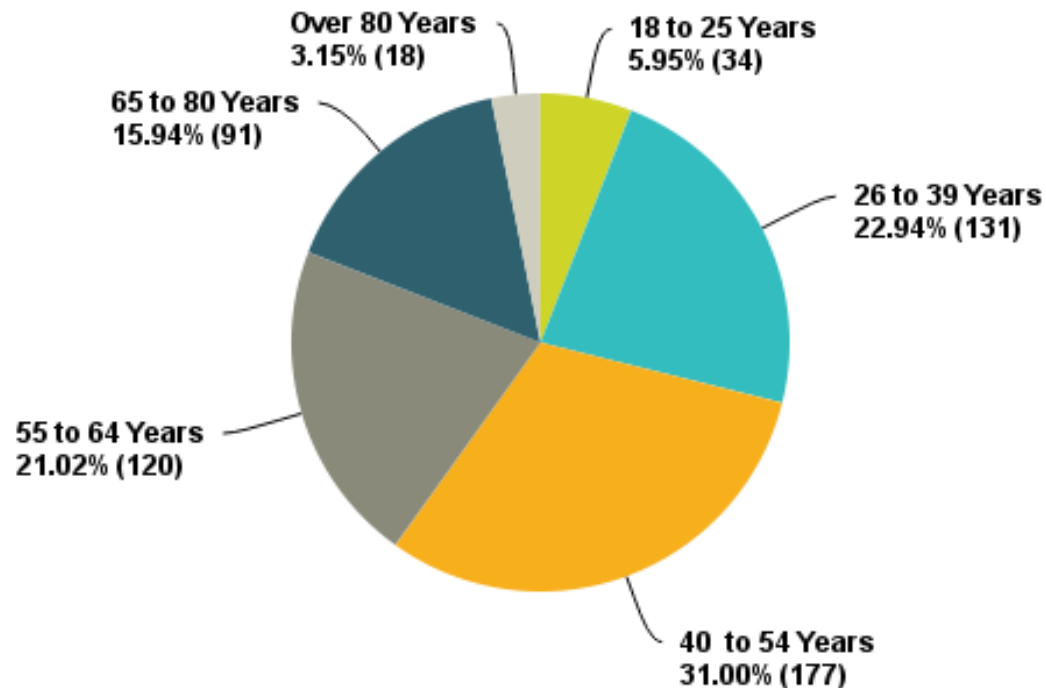
Q9: What is your gender?

Answered: 570 Skipped: 202



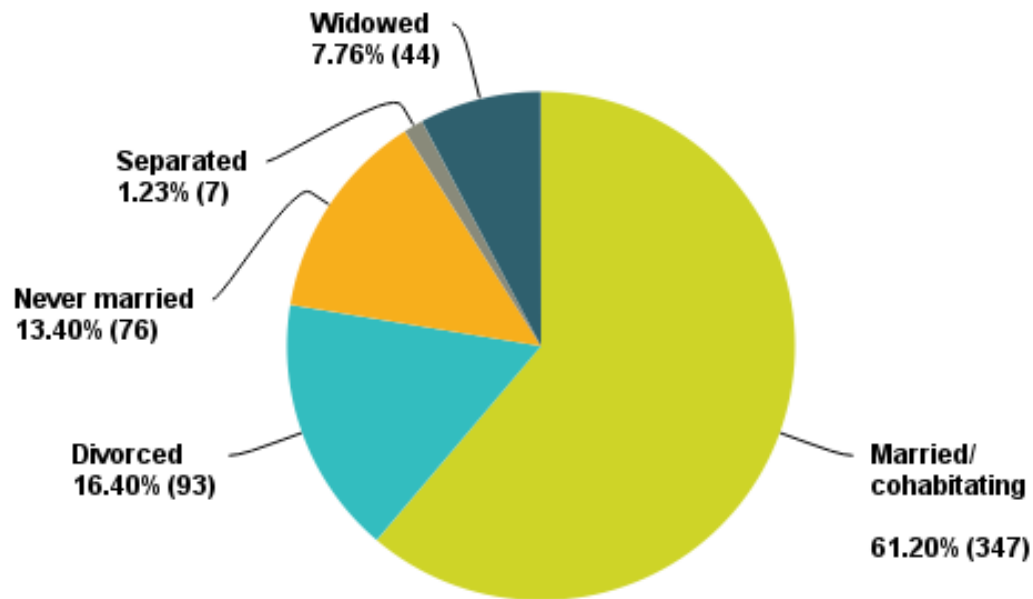
Q10: What is your age range?

Answered: 571 Skipped: 201



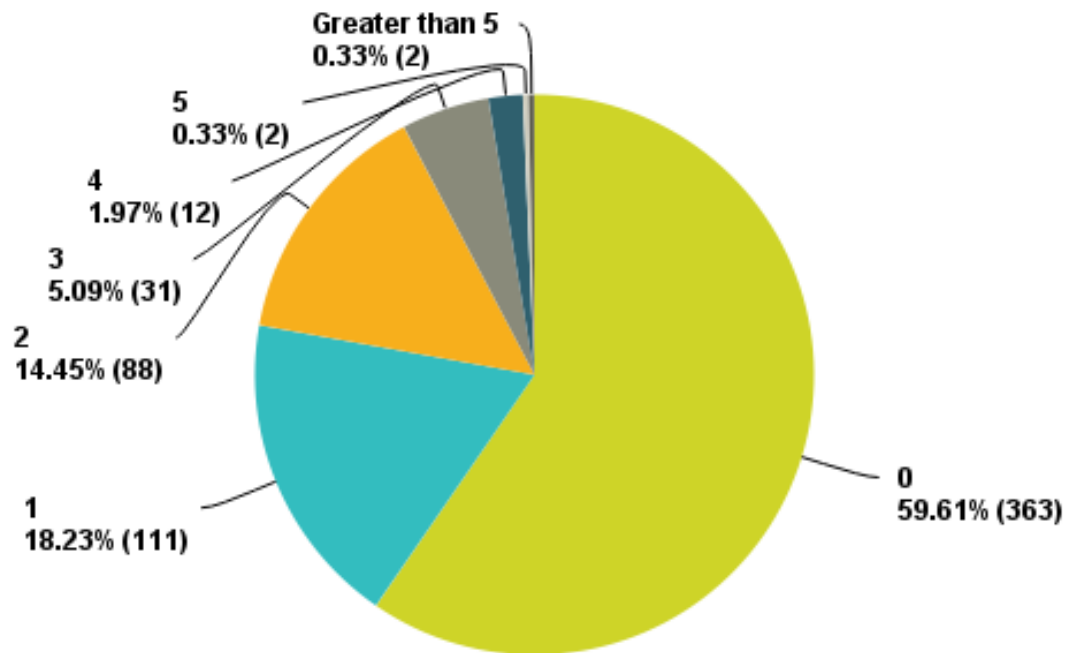
Q11: What is your marital status?

Answered: 567 Skipped: 205



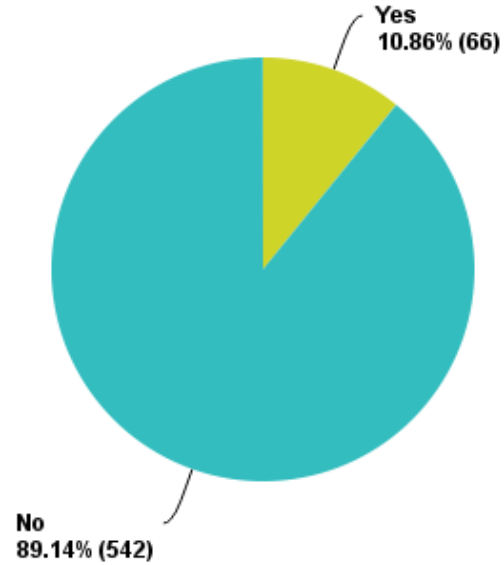
Q12: How many children under the age of 18 live in your household?

Answered: 609 Skipped: 163



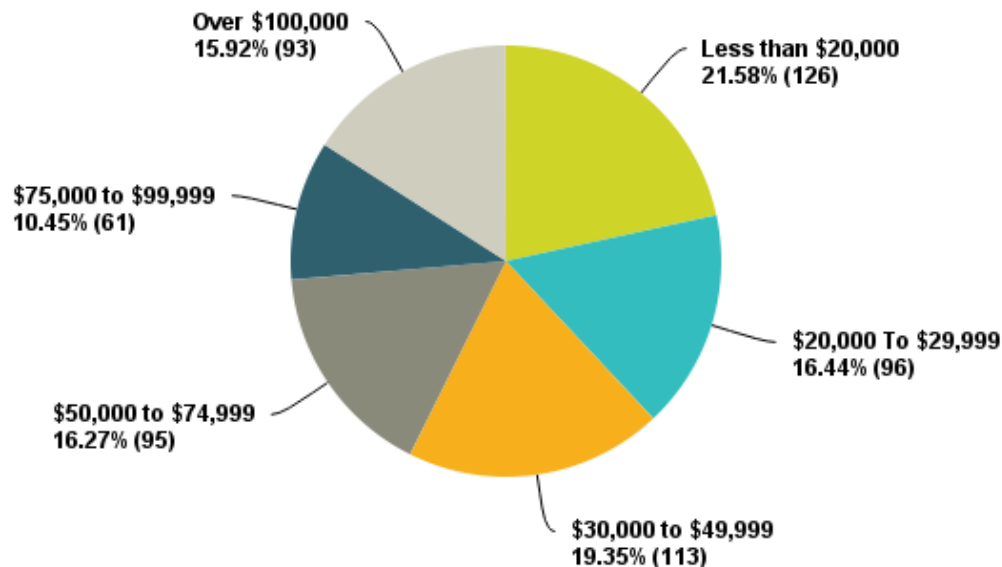
Q13: Do you care for an elderly adult in your household?

Answered: 608 Skipped: 164



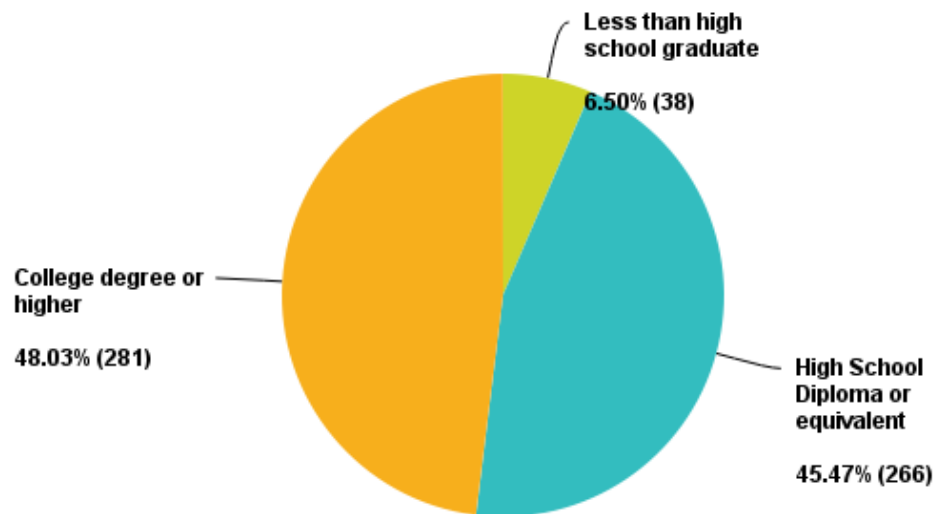
Q16: What is your approximate average household income?

Answered: 584 Skipped: 188



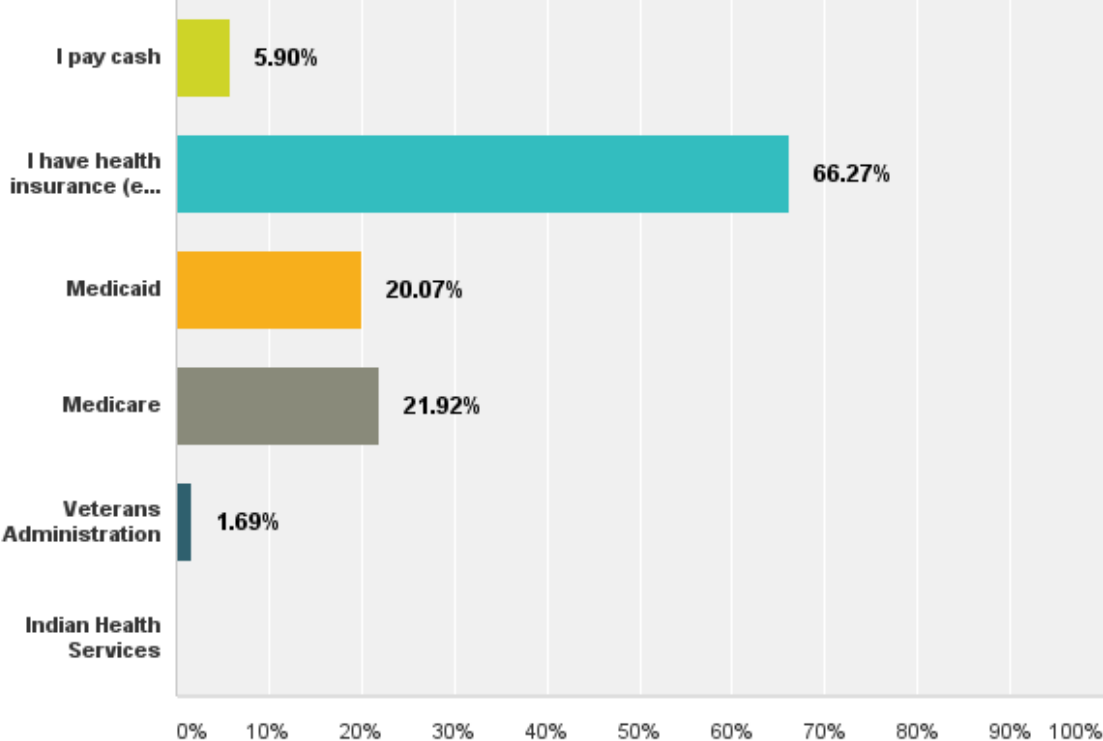
Q17: What is the highest level of education you have completed?

Answered: 585 Skipped: 187



Q18: How do you pay for your health care?

Answered: 593 Skipped: 179



APPENDIX D


Prioritization Matrix

[illegible]

APPENDIX E

2016

Doddridge & Harrison County Resource Guide



Azsra Mathar

WVU School of Public Health

7/28/2016

Harrison & Doddridge Counties

Top Priorities

1. Cancer
2. Obesity/Diabetes/Heart Disease
3. Drug Addiction
 - Opioids
 - Neonatal Abstinence Syndrome (NAS)

10 Essential Services

1. Monitor health status to identify community health problems
2. Diagnose and investigate health problems and health hazards in the community
3. Inform, educate, and empower individuals and communities about health issues
4. Mobilize community partnerships to identify and solve health problems
5. Develop policies and plans that support individual and community health efforts
6. Enforce laws and regulations that protect health and ensure safety
7. Link people to needed personal health services and assure the provision of health care when otherwise unavailable
8. Assure a competent public and personal health care workforce
9. Evaluate effectiveness, accessibility, and quality of personal and population-based health service
10. Research for new insights and innovative solutions to health problems

Organizations

- **Alcoholics Anonymous**
 - Alcoholics Anonymous “is a fellowship of men and women who share their experience, strength and hope with each other that they may solve their common problem and help others to recover from alcoholism.”¹
 - West Virginia Area 73, District 7: Serving Counties: Barbour, Braxton, Doddridge, Gilmer, Harrison, Lewis, Randolph & Upshur
 - 24 Hour Hotline: 304-231-5867 & 800-333-5051; delegate@aawv.org or <http://www.aawv.org>
- **American Cancer Society**
 - “American Cancer Society is a nationwide, community-based voluntary health organization dedicated to eliminating cancer as a major health problem.” It’s mission states that it is “an organization dedicated to eliminating cancer as a major health problem by preventing cancer, saving lives, and diminishing suffering from cancer, through research, education, advocacy, and service.”²
- **American Heart Association**
 - The American Heart Association is a “nationwide organization that includes 156 local offices and more than 3,000 employees.” They “provide public health education,” CPR education training, “provide science-based treatment guidelines to healthcare professionals to help them provide quality care to their patients,” and educate lawmakers, policymakers and the public...”³
- **American Lung Association**
 - “The American Lung Association is the leading organization working to save lives by improving lung health and preventing lung disease, through research, education and advocacy. Our work is focused on five strategic imperatives: to defeat lung cancer; to improve the air we breathe; to reduce the burden of lung disease on individuals and their families; to eliminate tobacco use and tobacco-related diseases; and to monitor and enhance organizational effectiveness.”⁴
- **American Red Cross**
 - The mission statement of the American Red Cross states that it “prevents and alleviates human suffering in the face of emergencies by mobilizing the power of volunteers and the generosity of donors.”⁵
 - Harrison County Chapter American Red Cross: 304-624-7689
- **Board of Education, Doddridge County**
 - The Doddridge County Board of Education is a “five-member county board of education [that] supervises all public schools within the county. They also

¹ <http://www.wvaadistrict7.org/>

² <http://www.cancer.org/>

³ <http://www.heart.org/HEARTORG/>

⁴ <http://www.lung.org/about-us/mission-impact-and-history/>

⁵ <http://www.redcross.org/about-us/who-we-are/mission-and-values>

establish the levy rates for school purposes, and have duties in special bond and levy elections for schools.”⁶

○ Address: *103 Sistersville Pike, West Union, WV 26456*

○ Phone: 304-873-2000

- **Board of Education, Harrison County**

- “The mission of the Harrison County Schools is to achieve excellence in education, through partnership with home and community so that each student becomes: a life-long learner, a responsible citizen, and a productive member of society.”⁷ The Harrison County Board of Education contains 6 members and oversees the public schools in Harrison County.

○ Address: 408 E. B. Saunders Way, P.O. Box 1370 Clarksburg, WV 26302

○ Phone: 304-624-3325

- **WV State Board of Examiners for Licensed Practical Nurses**

- The mission states “The West Virginia State Board of Examiners for Licensed Practical Nurses is a legally constituted agency of State government established by the West Virginia Legislature. The mission of the Board is to promote and protect the public health, safety and welfare through licensure of practical nurses.”⁸

○ Address: 101 Dee Drive, Charleston, WV 25311

○ Phone: 304-558-4367

- **WV Board of Social Work**

- “The purpose of the Board is to protect the public by setting standards of qualification, education, training and experience for those who seek licensure and to promote high standards of professional and ethical performance for those engaged in the profession of social work.”⁹

○ Address: 900 Pennsylvania Avenue, Suite 500 B, Charleston, WV 25302

○ Phone: 304-400-4980

- **Bureau for Behavioral Health and Health Facilities**

- “The West Virginia Bureau for Behavioral Health and Health Facilities is the federally designated Single State Authority for mental health and substance use disorders and serves as the lead state agency for intellectual and developmental disabilities. The BBHBF operates under the auspices of the West Virginia Department of Health and Human Resources and provides funding for community-based services for persons with behavioral health needs, including those who are either uninsured or underinsured.”¹⁰

○ Address: Room 350, 350 Capitol Street, Charleston, WV 25301

○ Phone: 304-356-1008

⁶

<http://www.doddridgecounty.wv.gov/countygovernmentagencies/Pages/countyboardofeducationpublicschools.aspx>

⁷ <http://www.harcoboe.net/page/home/about-harrison-county-schools>

⁸ <http://www.lpnboard.state.wv.us/>

⁹ <http://www.wvsocialworkboard.org/Home.aspx#.V57NAY-cEww>

¹⁰ <http://www.dhhr.wv.gov/BHBF/Pages/default.aspx>

- **Center for Disease Control**
 - “CDC is a part of U.S. Department of Health and Human Services and is the primary Federal agency for conducting and supporting public health activities in the United States. CDC keeps humanity at the forefront of its mission to ensure health protection through promotion, prevention, and preparedness. CDC works with West Virginia and other partners to provide a system of health surveillance to monitor and prevent disease outbreaks (including bioterrorism), implement disease prevention strategies, and maintain national health statistics.”¹¹
 - Address: 350 Capitol Street, Room 125, Charleston, WV 25301
 - Phone: 304-558-2188
- **Celebrate Recovery**
 - “Celebrate Recovery at Clarksburg Baptist Church is a ministry designed to help hurting people. Trained leaders provide safe, confidential, Christ-centered groups where people can grow. They offer their stories as fellow travelers on the journey to healing. At Celebrate Recovery we believe that change is possible by the power of Jesus through this Biblical program.”¹²
 - Address: Clarksburg Baptist Church, 501 W. Pike St., Clarksburg, WV 26301
 - Phone: 304-624-6536
- **Clarksburg Water Board**
 - The Clarksburg Water Board is comprised of three elected board members and handles water quality as well as other water-related issues.¹³
 - Address: CWB Administrative Office, 1001 South Chestnut Street, Clarksburg, WV 26301
 - Phone: 304-623-3711
- **West Virginia Community Action Partnerships, Inc.**
 - “The West Virginia Community Action Partnerships, Inc. (WVCAP) is a statewide membership organization for the 16 Community Action Agencies in West Virginia. WVCAP serves as the voice for the local Community Action Agencies and low-income individuals and families on a statewide basis. WVCAP works in partnership with the WV Governor's Office of Economic Opportunity to identify training needs and coordinate training opportunities for the Community Action Agencies.”¹⁴
 - Harrison County Address: P.O. Box 1070, Clarksburg, WV 26302
 - Phone: 304-622-8495
 - Doddridge County Address: 133 Rosemar Road, Suite 101, Parkersburg, WV 26104
 - Phone: 304-485-5525
- **Community Care**

¹¹ <http://www.dhhr.wv.gov/oeps/immunization/cdc/Pages/default.aspx>

¹² <http://clarksburgbaptistchurch.com/ministries/celebrate-recovery/>

¹³ <http://www.clarksburgwater.com/index.htm>

¹⁴ <http://www.wvcommunityactionpartnership.org/wvcap.html>

- “Community Care of West Virginia brings quality health care to the people of West Virginia. Our mission is to help our communities live the healthiest lives possible by meeting your healthcare needs. We provide high quality, accessible, comprehensive, and cost-effective healthcare services to the communities we serve.”¹⁵
 - Address: Near Rose Bud Plaza, 700 Oakmound Rd, Clarksburg, WV 26301
 - Phone: 304-623-6330
- **County Health Department, Doddridge County**
 - “It is the mission of the Doddridge County Health Department to promote and protect the health of all citizens of Doddridge County throughout their lifetime. This mission is accomplished by the implementation and enforcement of laws and regulations which prevent the spread of disease and promote optimal public health.”¹⁶
 - Address: 60 Pennsylvania, West Union, WV 26456
 - Phone: 304-873-1531
- **County Health Department, Harrison-Clarksburg**
 - “The mission of the Harrison-Clarksburg Health Department is to protect and promote the public health of the citizens of Harrison County by encouraging healthy lifestyles and upholding and implementing all public health laws and regulations.”¹⁷
 - Address: 330 West Main Street, Clarksburg, WV 26301
 - Phone: 304-623-9308
- **Drug Enforcement Agency**
 - “The mission of the Drug Enforcement Administration (DEA) is to enforce the controlled substances laws and regulations of the United States and bring to the criminal and civil justice system of the United States, or any other competent jurisdiction, those organizations and principal members of organizations, involved in the growing, manufacture, or distribution of controlled substances appearing in or destined for illicit traffic in the United States; and to recommend and support non-enforcement programs aimed at reducing the availability of illicit controlled substances on the domestic and international markets.”¹⁸
 - Address: 2 Union Square # 202, Charleston, WV 25302
 - Phone: 304-347-5209
- **Department of Environmental Protection**
 - The mission statement of the DEP is “to conserve, maintain, protect, and restore the soil, forest, water, and other natural resources of the United States and other lands; to promote means and opportunities for the education of the public with respect to such resources and their enjoyment and wholesome utilization.”¹⁹

¹⁵ <http://www.communitycarewv.org/>

¹⁶ <https://www.doddridgecountyhealthdepartment.com/about-us.html>

¹⁷ <http://hchealthdepartment.org/about.html>

¹⁸ <https://www.dea.gov/about/mission.shtml>

¹⁹ <http://www.dep.wv.gov/pages/officesDEP.aspx>

- Address: 601 57th Street SE, Charleston, WV 25304
 - Phone: 304-926-0440
- **Department of Health and Human Resources**
 - “The Department of Health and Human Resources’ mission is to promote and provide appropriate health and human services for the people of West Virginia in order to improve their quality of life. Programs will be conducted in an effective, efficient and accountable manner, with respect for the rights and dignity of the employees and the public served.”²⁰
 - Harrison County Address: 633 W Pike St, Clarksburg, WV 26301
 - Phone: 304-627-2295
 - Doddridge County Address: 22 Herbert Avenue, Smithburg, WV 26436
 - Phone: 304-873-2031
- **Division of Rehabilitation Services**
 - “The West Virginia Division of Rehabilitation Services (DRS) helps people with disabilities establish and reach their vocational goals. The primary goal for all DRS clients is to become productive working citizens.”²¹
 - Address: 320 W Pike St, Clarksburg, WV 26301
 - Phone: 304-842-2951
- **Drug Free Clubs of America**
 - The Drug Free Clubs of America’s mission is “to protect our nation’s youth from the horrors of drug abuse, using highly effective tactics to foster their bright futures.”²²
 - Address: 10361 Spartan Dr, Cincinnati, OH 45215
 - Phone: 513-722-4480
- **EMS – Harrison County**
 - “Harrison County EMS is responsible for providing medic assists to agencies providing emergency services in Doddridge, Harrison, Lewis, Marion, Taylor, Upshur and Wetzel counties. Harrison County EMS has taken a regional approach and adapted it to its plan for providing an invaluable service. Future projects include the advanced practical skills in trauma and medical treatment.”²³
 - Address: 1000 N 12th St, Clarksburg, WV 26301
 - Phone: 304-623-4295
- **Family Resource Network**
 - “Family Resource Networks (FRNs) are local coalitions of people working to better meet the needs and improve services for children and families in their communities.”²⁴
 - Doddridge County Address: Hope St, West Union, WV 26456
 - Phone: 304-873-1245

²⁰ <http://www.dhhr.wv.gov/bcf/Services/Documents/ASO%20Code%20of%20Conduct.pdf>

²¹ <http://www.wvdrs.org/>

²² <http://www.drugfreeclub.com/>

²³ <https://www.harrcoems.org/index.cfm/about-us/>

²⁴ <http://www.dhhr.wv.gov/bcf/Services/Pages/Family-Resource-Networks.aspx>

○ Harrison County Address: 118 North 6th Street

▪ Phone: 304-423-5049

- **Federal Bureau of Investigation**

- “The FBI today is considered one of the world’s premier security and crime-fighting forces. Reporting to both the attorney general and director of national intelligence, the Bureau has dual responsibilities as a law enforcement and intelligence agency. Learn about our vision, mission, priorities, core values, budget, and more.”²⁵ Their mission is “to protect the American people and uphold the Constitution of the United States.”

○ Address: 1000 Custer Hollow Rd, Clarksburg, WV 26306

○ Phone: 304-625-2000

- **US Food and Drug Administration**

- “FDA is responsible for protecting the public health by assuring the safety, efficacy and security of human and veterinary drugs, biological products, medical devices, our nation’s food supply, cosmetics, and products that emit radiation.
- FDA is also responsible for advancing the public health by helping to speed innovations that make medicines more effective, safer, and more affordable and by helping the public get the accurate, science-based information they need to use medicines and foods to maintain and improve their health. FDA also has responsibility for regulating the manufacturing, marketing and distribution of tobacco products to protect the public health and to reduce tobacco use by minors.
- FDA also plays a significant role in the Nation’s counterterrorism capability. FDA fulfills this responsibility by ensuring the security of the food supply and by fostering development of medical products to respond to deliberate and naturally emerging public health threats.”²⁶

○ Address: Pierpont Landing, 604 Cheat Rd, Morgantown, WV 26508

○ Phone: 304-594-2935

- **Harrison County Prevention Partnership**

- “Harrison County Prevention Partnership was established in 2002 as a result of the combination of various coalitions that had been meeting separately, i.e. Family Resource Network, Planned Approach to Community Health, Enforcing Underage Drinking Laws, etc.”²⁷

○ Address: 110 North 6th Street Suite #2. Clarksburg, WV 26301.

○ Phone: 304-629-8447

- **Health Access**

- “Health Access provides comprehensive, quality medical care including primary care, chronic disease management, prescription medications, and access to hospital services to the uninsured, low-income residents of Harrison and Doddridge counties.”²⁸

○ Address: 489 Washington Ave, Clarksburg, WV 26301

²⁵ <https://www.fbi.gov/about/mission>

²⁶ <http://www.fda.gov/>

²⁷ <http://www.drugfreeharrisoncountywv.org/about-us.html>

²⁸ <http://healthaccessinc.org/>

- Phone: 304-622-2708
- **Healthy Harrison**
 - “The Healthy Harrison Coalition's mission is to improve the health of Harrison County for all residents through compassionate leadership and collaboration.”²⁹
- **Help4WV**
 - “First Choice Services is excited to operate a program that provides immediate help for any West Virginian struggling with an addiction or mental health issue. The program features a 24/7 call and text line: 1-844-HELP-4-WV.”³⁰
 - Address: 601 Morris St #401, Charleston, WV 25301
 - Phone: 884-435-7498
- **Highland Hospital – Clarksburg**
 - “Highland-Clarksburg Hospital strives to provide the highest quality mental and behavioral health care services to children, adolescents and adults through positive, supportive and caring programs within a safe environment. Our mission is to provide quality behavioral health services to children, adolescents, and adults in a caring environment.”³¹
 - Address: 3 Hospital Plaza, Clarksburg WV 26301
 - Phone: 304-969-3100
- **Hope, Inc**
 - “HOPE, Inc. is a private non-profit agency which offers shelter and confidential supportive services to victims of sexual assault or domestic violence and their families. HOPE provides immediate, confidential help to any victim of sexual assault or domestic violence through a 24 hour hotline. Professional counseling and support are available at the shelter in Marion County or in one of the four outreach offices.”³²
 - Address: P.O. Box 626, Fairmont, WV, 26555
 - Phone: 304-367-1100
- **Local Emergency Planning Committees**
 - “Under the Emergency Planning and Community Right-to-Know Act (EPCRA), Local Emergency Planning Committees (LEPCs) must develop an emergency response plan, review the plan at least annually, and provide information about chemicals in the community to citizens. Plans are developed by LEPCs with stakeholder participation. There is one LEPC for each of the more than 3,000 designated local emergency planning districts.”³³
 - Phone: 800-424-9346
- **Lion’s Club**

²⁹ <https://www.facebook.com/HealthyHarrison/>

³⁰ <http://www.help4wv.com/about-us.html>

³¹³¹ <https://highlandhospitalwv.com/our-promise/>

³² <http://www.fris.org/CrisisCenters/Pages-CrisisCenters/Center-Hope.html>

³³ <https://www.epa.gov/epcra/local-emergency-planning-committees>

- The mission statement of the Lion’s Club is “to empower volunteers to serve their communities, meet humanitarian needs, encourage peace and promote international understanding through Lions clubs.”³⁴
 - Email: clarksburglions@gmail.com
- **Literacy Volunteers of Harrison County**
 - “LVHC is a non-profit organization serving Harrison County West Virginia. We offer free and confidential tutoring to all ages pre-K through adult. We do not discriminate due to gender, race, ethnicity, or economic status. All of our services are free. We encourage you to get involved and help others improve their literacy skills.”³⁵
 - Address: 104 East Main Street, Suite 1E, Clarksburg, WV 26301
 - Phone: 304-624-0533
- **The Clarksburg Mission**
 - “The Clarksburg Mission is the primary facility located in Harrison County that houses the homeless and feeds those in need. These needs are met regardless of geographic boundaries. We have served people from up to 18 counties, roughly one-third of West Virginia, and other states, as well. During calendar year 2011, we provided nearly 45,000 meals and 25,000 nights of sleep. In our dorms, we house, children and their families and individuals, including veterans.”³⁶
 - Address: 312 N. 4Th Street, Clarksburg, West Virginia 26301
 - Phone: 304-622-2451
- **Narcotics Anonymous**
 - “NA is a nonprofit fellowship or society of men and women for whom drugs had become a major problem. We are recovering addicts who meet regularly to help each other stay clean.”³⁷
 - Address: 432 Shrewsbury St, Charleston, WV 25301
 - Phone: 304-344-4442
- **Occupational Safety Health Administration**
 - “OSHA is part of the United States Department of Labor. The administrator for OSHA is the Assistant Secretary of Labor for Occupational Safety and Health. OSHA's administrator answers to the Secretary of Labor, who is a member of the cabinet of the President of the United States.”³⁸ The mission is as follows, “With the Occupational Safety and Health Act of 1970, Congress created the Occupational Safety and Health Administration (OSHA)* to assure safe and healthful working conditions for working men and women by setting and enforcing standards and by providing training, outreach, education and assistance.”
 - Phone: 1-800-321-6742

³⁴ <http://www.lionsclubs.org/EN/who-we-are/mission-and-history/index.php>

³⁵ <http://www.lvhc.org/>

³⁶ <http://www.theclarksburgmission.org/>

³⁷

https://www.na.org/admin/include/spaw2/uploads/pdf/litfiles/us_english/misc/What%20Is%20the%20NA%20Program.pdf

³⁸ <https://www.osha.gov/about.html>

- **Our Children, Our Future**
 - “We are a leading group of West Virginians – 160+ policy advocates, service providers, religious leaders, parents, labor and business leaders – who have begun to take action to fight child poverty. Through 48 community meetings, a 450-person legislative action day, 11 regional forums around the state to educate our communities and lawmakers, and more than 5,000 petitions, letters, calls, and e-mails to legislators, we have already won 6 significant victories for West Virginia kids – from Medicaid Expansion to Feed To Achieve to stopping Child Care Cuts and more.”³⁹
 - Email: ssmith@wvhealthykids.org.
- **Try This WV**
 - Try This WV is a non-profit organization whose mission is to improve public health in WV.
- **United Hospital Center (UHC)**
 - United Hospital Center is a private, not-for-profit hospital. It is a JCAHO accredited institution with a \$220M operating budget. UHC serves a diverse population in and around Bridgeport, WV with 292 private, inpatient rooms and 24 observation rooms.⁴⁰
 - Address: 327 Medical Park Drive, Bridgeport, WV 26330
 - Phone: 681-342-1000
- **UHC Dare to Care**
 - “Dare to C.A.R.E. is a free heart and vascular screening and education program, offered to local communities through collaboration with the Heart Health Foundation and participating hospitals and organizations.”⁴¹
 - Phone: 681-342-1000
- **United Summit Center**
 - “United Summit Center is a private, non-profit comprehensive behavioral health center serving Harrison, Marion, Lewis, Taylor, Braxton, Doddridge, and Gilmer Counties in North Central West Virginia. United Summit Center offers a full continuum of outpatient services to meet consumer needs in the areas of Crisis Intervention, Mental Health, Addiction Recovery, or Developmental Disabilities services. Programs are available to provide for the treatment needs of children, adolescents, adults and older adults.”⁴²
 - Address: 6 Hospital Dr, Clarksburg, WV 26301
 - Phone: 304-623-5661
- **United Way of Harrison County, Inc.**
 - “United Way is engaged in nearly 1,800 communities across more than 40 countries and territories worldwide. We are focused on creating community-based and community-led solutions that strengthen the cornerstones for a good quality of life: education, financial stability and health. We envision a world where every

³⁹ <http://www.ocoofwv.org/about-us/>

⁴⁰ http://www.uhcwv.org/detail.php?page_id=27

⁴¹ <http://www.daretocare.us/>

⁴² <http://uscwv.org/>

community is a strong one, with jobs that pay a livable wage, good schools and a healthy environment. Around the world, we engage people and organizations in innovative solutions that are transforming that vision into reality.”⁴³

- Address: 301 W Main St #301, Clarksburg, WV 26301

- Phone: 304-627-6337

- **Urgent Care, Clarksburg**

- “WVU Urgent Care combines world class care with same day convenience. WVU Urgent Care is a walk-in clinic that provides a complete range of medical treatment for minor illness and injury.”⁴⁴

- Address: 101 Emily Dr., Clarksburg, WV 26301

- Phone: 304-623-5094

- **Wellness Council of West Virginia**

- The mission statement of WCWV is as follows: “We strive for healthier communities by partnering with businesses to identify and adopt wellness initiatives to prevent and address health issues which protect businesses most valuable asset - its employee.”⁴⁵

- Address: 806 B Street, St. Albans, WV 25177

- Phone: 304-722-8070

- **WV Birth to Three**

- “WV Birth to Three partners with families and caregivers to build upon their strengths by offering coordination, supports, and resources to enhance children’s learning and development.”⁴⁶

- Address: 209 W Pike St # B, Clarksburg, WV 26301

- Phone: 304-326-2650

- **WV Bureau for Public Health**

- The Mission of the Bureau for Public Health is to have healthy people and communities and to help shape the environments within which people and communities can be safe and healthy. A community can be as small as a neighborhood or as large as the entire state. In fulfilling our Mission, the Bureau embraces the values of community, science and evidence-based decision making, health equity, prevention and wellness, and the protection and improvement of the health of all West Virginians.”⁴⁷

- Address: Room 702, 350 Capitol Street, Charleston, WV 25301

- Phone: 304-558-2971

- **WV College of Business**

- “The WVU College of Commerce was born by order of the state higher education board on Nov. 10, 1951 and has been known as the College of Business and Economics since 1971. The College offers six bachelor's, six master's, and two doctoral degrees. With an undergraduate enrollment of approximately 1,500, the

⁴³ <https://www.unitedway.org/about>

⁴⁴ <http://wvumedicine.org/hospitals-and-institutes/urgent-care/>

⁴⁵ <http://wcwv.org/>

⁴⁶ http://www.wvdhhr.org/birth23/files/wvbtt_mission_statement.pdf

⁴⁷ <http://www.dhhr.wv.gov/bph/Pages/default.aspx>

College has more than 20,000 alumni worldwide. Business programs at the WVU College of Business & Economics are accredited by AACSB International - The Association to Advance Collegiate Schools of Business.”⁴⁸

o Address: 1601 University Ave., PO Box 6025, Morgantown, WV 26506-6025

o Phone: 304-293-4092

- **WV Cares**

- The mission statement reads as follows, “Establishes efficient, effective, and economical procedures for conducting background checks on all prospective direct patient access employees of long-term care facilities and providers.”⁴⁹

o Phone: 304-558-2018

- **WV HealthCheck**

- “HealthCheck is the name for West Virginia's EPSDT Program. The Early and Periodic Screening, Diagnosis and Treatment (EPSDT) Program is a child preventive health component of Medicaid. Federal law requires that state Medicaid programs provide medically necessary health care services to Medicaid-eligible children.”⁵⁰

o Address: Room 427, 350 Capitol Street, Charleston, WV 25301

o Phone: 1-800-642-9704

- **WVU Extension**

- “Each year, WVU Extension Service faculty, staff and programs work to improve the lives of West Virginians.”⁵¹ The Extension office work with “4-H Youth Development; Agriculture and Natural Resources; Community, Economic and Workforce Development; Families and Health, and other program areas.”

o Phone: 304-870-4838

- **WVU Medicine**

- “With more than 12,000 employees and nearly \$2 billion in annual revenues, WVU Medicine – West Virginia University Health System includes eight West Virginia hospitals and their affiliated practices and clinics, including West Virginia University Hospitals, United Hospital Center, Camden Clark Medical Center, St. Joseph’s Hospital, Potomac Valley Hospital, Berkeley Medical Center, Jefferson Medical Center, and WVU Medicine Children’s.”⁵²

o Phone: 304-598-4000

- **WVU School of Public Health**

- “The School of Public Health is nationally accredited by the Council on Education for Public Health. The School's resources and capacity for research, innovation, discovery, and partnerships makes West Virginia University a foundational choice for a career in public health practice and/or academia.”⁵³

- **YMCA**

⁴⁸ <http://www.be.wvu.edu/about/index.htm>

⁴⁹ <https://www.wvdhhr.org/oig/wvcares.html>

⁵⁰ <http://www.dhhr.wv.gov/HealthCheck/WhatIs/Pages/default.aspx>

⁵¹ <http://ext.wvu.edu/county-reports>

⁵² <http://wvumedicine.org/about/>

⁵³ <http://publichealth.hsc.wvu.edu/about/>

- “At the Y, strengthening community is our cause. We believe that positive, lasting personal and social change can only come about when we all work together to invest in our kids, our health, and our neighbors. That’s why we focus our work in three areas:
 - Youth Development
 - nurturing the potential of every child and teen
 - Healthy Living
 - improving the nation’s health and well-being
 - Social Responsibility
 - giving back and providing support to our neighbors”⁵⁴
- Local contact information
 - Laura McMahon, President/CEO
HARRISON COUNTY YMCA
P.O. Box 688, Clarksburg, West Virginia 26302
(P) 304.623.3303 (F) 304.623.4897
(E) lmcMahon@harrisoncountyyymca.org (W) www.harrisoncountyyymca.org

Organizational Classification

Organization	Essential Service	Priority
Alcoholics Anonymous	4	3
American Cancer Society	10	1
American Heart Association	10	1, 2
American Lung Association	3	1, 2
American Red Cross	2, 3	1, 2
Board of Education, Doddridge County	6	2
Board of Education, Harrison County	6	2
WV State Board of Examiners for Licensed Practical Nurses	8	1, 2, 3
WV Board of Social Work	8	3
Bureau for Behavioral Health and Health Facilities	6	3
Center for Disease Control	1, 2, 8	1, 2, 3
Celebrate Recovery	1	3
Clarksburg Water Board	2, 5, 6	

⁵⁴ <http://www.ymca.net/sites/default/files/organizational-profile/Delivering-Our-Cause-Strategic-Plan-Online.pdf>

West Virginia Community Action Partnerships, Inc.	2, 4	
Community Care	5	1, 2, 3
County Health Department, Doddridge County	1, 2, 3, 4, 5, 7, 8, 9	1, 2, 3
County Health Department, Harrison-Clarksburg	1, 2, 3, 4, 5, 7, 8, 9	1, 2, 3
Drug Enforcement Agency	5	3
Department of Environmental Protection	2, 6	1, 2
Department of Health and Human Resources	1, 4, 7, 9	1, 2, 3
Division of Rehabilitation Services	7	3
Drug Free Clubs of America	1, 3	3
EMS- Harrison County	1, 7, 10	1, 2, 3
Family Resource Network	1, 3, 4, 10	1, 2, 3
Federal Bureau of Investigation	2, 4, 6	
US Food and Drug Administration	6	1, 2, 3
Harrison County Prevention Partnership	10	2, 3
Health Access	1, 3, 4, 7	1, 2, 3
Healthy Harrison	3, 4, 10	2
Help4WV.org	7	3
Highland Hospital - Clarksburg	4	
HOPE, Inc.	6	
Local Emergency Planning Committees	7	1
Lion's Club	4	
Literacy Volunteers of Harrison County	3	
The Clarksburg Mission	1, 3	
Occupational Safety Health Administration	8	2
Our Children, Our Future	5	1, 2
Try This WV	3, 5	1, 2, 3
United Hospital Center (UHC)	1, 2, 3, 4, 7, 9, 10	1, 2, 3
UHC Dare to Care	2	2
United Summit Center	1, 4	
United Way of Harrison County, Inc.	2, 4, 7	2

Urgent Care, Clarksburg	2	1, 2, 3
Wellness Council of West Virginia	1, 4	2
WV Birth to Three	7	1, 2, 3
WV Bureau for Public Health	2, 5, 6	1, 2, 3
WV College of Business	8	
WV Cares	8	
WV HealthCheck	1, 9	1, 2, 3
WVU Extension	3	
WVU Medicine	1, 2, 10	1, 2, 3
WVU School of Public Health	4, 9, 10	1, 2, 3
YMCA	3, 4, 7, 10	2